



GENERAL CATALOGUE

**OUR INVENTION.
THE ORIGINAL.**

HAELOK®



OUR INVENTION. THE ORIGINAL.

HAELOK® is the leading purely metallic sealing press connection system suitable for any application

- Fittings in stainless steel or steel
- The time-saving and process-secure alternative to welding
- No additional sealing required
- Pipe outer diameter from 6.35 - 114.3 mm
- For Pipes DN 6 - DN 100
- For exceptionally high pressures and temperatures

HAELOK®

A strong brand that stands for:

**INNOVATION. SUSTAINABILITY. PRECISION.
SWISSNESS. DESIGN. QUALITY.**

GENERAL CATALOGUE

CONTENT

HAELOK® – THE SYSTEM	4 – 5
Company and brand	6 – 7
Our quality promise	8 – 9
Product lines & application areas	10 – 11
Certificates and international testing standards	12 – 13

PRODUCT PORTFOLIO

Technical data	14 – 17
HAELOK® STANDARD steel	18 – 31
HAELOK® STANDARD stainless steel	32 – 53
HAELOK® THERMO® steel	54 – 63
HAELOK® TUBE stainless steel	64 – 69
HAELOK® custom-made products	70 – 73
HAELOK® tools, inlays & accessoires	74 – 83
Installation	84 – 87
Training and user support	88 – 91



HAELOK® – DEVELOPER. INNOVATOR. TRENDSETTER.



HAELOK® THE SYSTEM.

HAELOK® is not an ordinary fitting for a pipe connection. It is rather a combination of an innovative product, the corresponding tool, the service, the name, the quality and the simplicity of the application and the economic benefit.

It's a system.

HAELOK® is the leading, metal to metal, press connection system for the application areas industry, energy technology, district heating and technical oils and gases.

The high performance press fittings are developed for exceptionally high pressures and temperatures as well as fast and safe press connection without the use of sealing elements and welding.

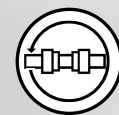
The specially developed pressing tools always provide the same quality of each individual press joint in existing or new plants. A perfect connection in a few seconds.

**HAELOK®
DEVELOPER. INNOVATOR. TRENDSETTER.**



www.haelok.com





ALWAYS CONNECTED

Access products, orders and stock at any time and anywhere.



ALL FROM ONE SINGLE SOURCE

Controlled production with central storage - ready for fast shipping.



EVERYTHING WORLDWIDE

Worldwide dispatch via our own HAELOK® warehouse in Southern Germany.

HAELOK® - OUR INVENTION. THE ORIGINAL.

OUR PRODUCT PORTFOLIO



Straight fitting



Repair Fitting



Reducer



End cap



Fitting thread internal



Fitting thread external



Elbow 90°



Union Tee



Flange



Bended pipe



DKO 24° with O-Ring



Distributor

All our products are available in carbon steel (CC) 1.0570 (AISI 1024) and stainless steel (XX) 1.4404 (AISI 316L).

OUR STRENGTH. YOUR ADVANTAGE.



Nominal pressure up to 600 bar



Reliable from -20°C to +400°C
(-196°C for XX)



Vibration- & fireproof



Suitable for seamless and welded pipes



Vacuum tight



Weather-resistant



Tamper proof



Durable in the long term



Available from stock

CERTIFIED & VERIFIED



Further Information on Pages 12-13.



HAELOK AG, Warehouse in Weil am Rhein (Germany)

HAELOK AG, Warehouse in Weil am Rhein (Germany)



HAELOK AG, Headquarters in Schlieren (Switzerland)





HAELOK AG, Headquarters in Schlieren (Switzerland)

HAELOK® AN INNOVATIVE COMPANY. A STRONG BRAND.

The HAELOK® Group is a global leader in non-welded pipe connections without elastomer seals. We develop and manufacture all products in Europe and market them under the established HAELOK® brand.

Our products are distributed centrally from Switzerland and offered worldwide through an international network of partners. Customers from diverse industries, such as mechanical engineering, transportation, shipbuilding, district heating, cooling and air conditioning technology, as well as fire protection, value the quality and innovation of our solutions.

Research and development are at the heart of HAELOK®. An experienced team continuously works on advancing high-performance press fittings and pressing tools, ensuring our market leadership.

Our efficient logistics system guarantees fast delivery, and our close supply chain management ensures that we are always ready to provide expert service.

Our extended service offering includes training sessions and certification handovers for first-time applications, ensuring that your installation team is optimally prepared.

Dear Customers, Partners, and Interested Readers,

As the new CEO of HAELOK AG, it is my great pleasure to present to you our new product catalog – a reflection of our ongoing progress and development. With fresh energy and a clear vision, we are leading HAELOK® into a future shaped by innovation and strong partnerships.

Our goal remains unchanged: to offer you solutions that stand out for their simplicity, premium quality, and sustainable value. HAELOK® products are ready to meet the challenges of tomorrow – and we are equally ready to tackle them together with you.

With a firm focus on technological excellence and innovation, we are committed to continuously improving existing solutions and equipping you with even more effective tools for your projects. Your collaboration as our valued partners and customers continually inspires us to take bold steps forward.

I look forward to shaping the future of HAELOK® together with you and further strengthening our capacity for innovation.

*I am excited about the journey ahead and about advancing HAELOK® in partnership with you.
Best regards, William Cabrera, CEO, HAELOK AG*





HAELOK® OUR SYSTEM IS FULL OF VALUES.



SWISSNESS

The HAELOK®- system is authentic, thorough, unique. As creative as it is original in its functionality, its ease of use and its high quality standards, it is absolutely outstanding.



QUALITY & PRECISION

Every HAELOK®- fitting is a quality product, which is manufactured with the highest standards of precision, functionality and user comfort.



INNOVATION

HAELOK® regularly launches new product lines, which are characterized by further developments in addition to functionality.



DESIGN

HAELOK®'s clear design is unique and internationally recognized and protected.



SUSTAINABILITY

The HAELOK® system consists of high-quality steel and can be remelted and reprocessed at any time.



HAELOK® OUR PROMISE. YOUR SAFETY.

HAELOK® PRODUCT LINES & APPLICATION AREAS



HAELOK® has developed its own product line for the district heating market. HAELOK® THERMO® is successfully used in the district heating of public utilities and companies.

DISTRICT HEATING

Product line: **THERMO**
Application area: District heating
Product line No: 12
Example productcode: HLK-**12**EC-13-CC
Material product line: C-Steel (CC) 1.0570 (AISI 1024)
galvanized



From machines to industrial or petrochemical plants, the HAELOK® system is successfully used worldwide in all variants.

MECHANICAL & PLANT ENGINEERING

Product line: **TECH**
Application area: Mechanical & plant engineering
Product line No: 10
Example productcode: HLK-**10**EC-13-CC
Material product line: C-Steel (CC) 1.0570 (AISI 1024)
galvanized or Stainless steel (XX)
1.4404 (AISI 316L)



In high-rise buildings all over the world or in huge cruise ships the HAELOK®- system is used in fire extinguishing technology at high pressures.

FIREFIGHTING TECHNOLOGY

Product line: **PROTECT**
Application area: Firefighting equipment
Product line No: 10
Example productcode: HLK-**10**EC-13-XX
Material product line: Stainless steel (XX) 1.4404 (AISI 316L)



Thousands of kilometres of gas and oil pipelines have been safely and quickly connected to the HAELOK® system. Permanently, without welding and without the use of seals.

OIL & GAS

Product line: **ENERGY**
 Application area: Oil & Gas
 Product line No: 10
 Example productcode: HLK-10EC-13-CC
 Material product line: C-Steel (CC) 1.0570 (AISI 1024)
 galvanized or
 Stainless steel (XX) 1.4404 (AISI 316L)



Specifically optimized for ammonia, nitrogen, and other refrigerants, the HAELOK® system is deployed wherever vibrations and pressure impulses demand the highest level of safety.

HEATING AND COOLING TECHNOLOGY

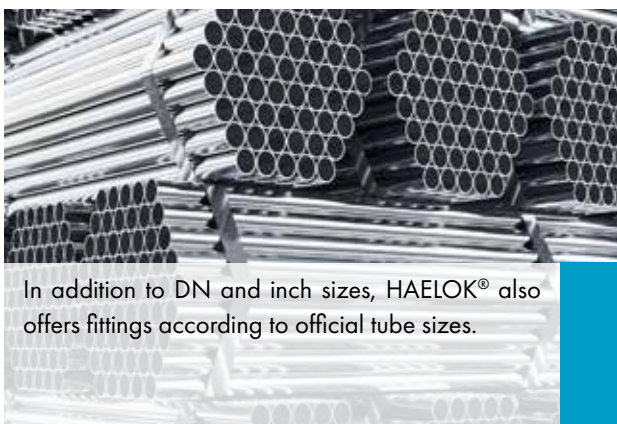
Product line: **CLIMATE**
 Application area: Heating and cooling technology
 Product line No: 10
 Example productcode: HLK-10EC-13-CC
 Material product line: C-Steel (CC) 1.0570 (AISI 1024)
 galvanized or
 Stainless Steel (XX) 1.4404 (AISI 316L)



Whether in trains, buses, or other large transportation systems, the HAELOK® system is utilized and installed worldwide.

TRANSPORT TECHNOLOGY

Product line: **TRANS**
 Application area: Transport technology
 Product line No: 10
 Example productcode: HLK-10EC-13-CC
 Material product line: C-Steel (CC) 1.0570 (AISI 1024)
 galvanized or Stainless steel (XX)
 1.4404 (AISI 316L)



In addition to DN and inch sizes, HAELOK® also offers fittings according to official tube sizes.

ESPECIALLY FOR TUBE-SIZES

Product line: **TUBE**
 Application area: Especially for Tube-Sizes
 Product line No: 21
 Example productcode: HLK-21SF-T1-XX
 Material product line: Stainless steel (XX) 1.4404 (AISI 316L)

HAELOK® CERTIFICATES AND INTERNATIONAL TESTING STANDARDS.

In addition to ISO 9001 certification, HAELOK® also holds numerous application-specific certifications and international testing standards.

Certification tests include leakage, pull-out forces, burst pressures, combined pressure pulse and vibration cycles, vacuum, and fire resistance.



AGFW

The AGFW (Energy Efficiency Association for Heating, Cooling, and Cogeneration) as a professional association defines the rules for certifying pipeline construction and socket assembly work. This framework is crucial for district heating applications.



ASME

ASME is a non-profit membership organization that facilitates collaboration, knowledge sharing, career advancement and skills development in all technical disciplines.



BUREAU VERITAS

Bureau Veritas ensures a high level of quality, safety, environmental protection and social responsibility of certified companies through inspection and certification.



DNV-GL

DNV-GL is an international classification society and expert in technical consultancy, engineering services, certification and risk management.



DGRL (PED)

The PED guidelines apply to the design, manufacture and conformity assessment of pressure equipment and assemblies of pressure equipment with a maximum allowable pressure of more than 0.5 bar above atmospheric pressure.



DVGW

The DVGW (German Association for Gas and Water) is responsible for the development of technical rules, quality standards and the certification of products and services in the gas and water supply industry. Important for the hydrogen compatibility of the products.



EMPA

Empa is the Research Institute for Materials Science and Technology. As a bridge between research and practical application, it develops solutions for the primary challenges facing industry.



DISTRICT HEATING RESEARCH INSTITUTE

The FFI is an accredited test laboratory, which provides support in tests, simulations and quality monitoring, thus ensuring consistent quality.



IACS

The IACS, makes a unique contribution to maritime safety and regulation through technical assistance, conformity assessment and research and development.



ISO 9001 / 2015

ISO 9001 is a globally recognized standard and sets minimum requirements to ensure that products and services are provided that meet customer expectations and any regulatory requirements.



TÜV SÜD

TÜV SÜD is one of the leading independent bodies for product certification worldwide. The certification offers visible proof that a product meets all relevant safety and quality requirements and has the required product features.



DVGW / H2 READY

The H2-Ready test certificate from the DVGW Energy Testing Laboratory (DVGW) enables, among other things, fittings tested for gas tightness with H2 (hydrogen gaseous, vol. 100%) to be used on installed gas pipes for hydrogen.

*Certificates subject to change due to expiration; please inquire for most current status.



www.haelok.com/en/certificates/

HAELOK® TECHNICAL DATA STEEL (CC).

PIPES

Approved pipe tolerances and corresponding standards

Inch pipe outside diameter

DN	Size	Nominal outer-ø according to standard		Permissible wall thickness HLK-10 (Standard)		Permissible wall thickness HLK-12 (THERMO®)	
		OD1 _{nom}	OD2 _{nom}	s _{min}	s _{max}	s _{min}	s _{max}
8	¼"	13.50	13.72	1.60	2.30	1.60	2.30
10	⅜"	17.20	17.15	1.60	2.80	1.60	2.60
15	½"	21.30	21.26	1.60	2.80	1.60	2.60
20	¾"	26.90	26.67	2.10	3.90	2.00	2.90
25	1"	33.70	33.41	2.30	4.60	2.00	3.20
32	1 1/4"	42.40	42.16	2.60	5.10	2.30	3.60
40	1 1/2"	48.30	48.26	2.60	5.10	2.30	3.60
50	2"	60.30	60.33	2.60	5.10	2.30	3.60
65	2 1/2"	76.10	76.10	2.30	5.00	2.30	4.00
80	3"	88.90	88.90	2.30	5.60	2.30	4.50
100	4"	114.30	114.30	2.60	5.60	2.60	4.50

MATCHING PIPE SPECIFICATIONS STEEL (CC)

OD1 EN 10305, EN 10220, EN 10255
 OD2 ASTM A213 (Schedule 10/40)

MATCHING PIPE SPECIFICATIONS THERMO® STEEL (CC)

OD1 EN 253, EN10217-1, EN10217-2
 EN 10216-1, EN 10216-2

CONFORM TO

ASME B31.1 & B31.3 & FFI

In case you want to use other pipes with our system contact our sales department (sales@haelok.com).

Applicable pipes

HAELOK® fittings are applicable for carbon steel pipes and primed carbon steel pipes. Seamless or welded.

The pipe surface must be clean and without grooves or strong scoring. (Grooves > 0.1 mm are not allowed)

Loose rolling skin, scale and rust must be removed. Hot-rolled tubes or tubes with scaly surfaces are not permitted.

Pipe hardness: Maximum values of 90 (Rockwell B) are permissible.

PRESSURE & TEMPERATURE

Applications and burst pressure testing of our fittings

Inch tube outside diameter

DN	Size	OD _{nom}	PN (nominal pressure) Safety factor 2	^s (wall thickness)	Burst pressure test
8	¼"	13.5	600 bar	1.8	1137 bar
10	⅜"	17.2	400 bar	1.8	800 bar
15	½"	21.3	400 bar	2.0	800 bar
20	¾"	26.9	400 bar	2.3	800 bar
25	1"	33.7	400 bar	2.6	800 bar
32	1 ¼"	42.4	300 bar	2.6	600 bar
40	1 ½"	48.3	300 bar	2.6	600 bar
50	2"	60.3	300 bar	2.6	600 bar
65	2 ½"	76.1	125 bar	3.2	250 bar
80	3"	88.9	125 bar	3.2	250 bar
100	4"	114.3	125 bar	3.6	250 bar

Temperature ranges

Temp C°	C-Steel (CC)
50	0%
100	10%
150	21%
200	31%
250	37%
300	45%

Temperature range is from -20°C to +300°C, depending on the material used.
At raised temperatures the maximum working pressure must be reduced by the value according to the table:

Flow coefficients are available on request.

HAELOK® TECHNICAL DATA STAINLESS STEEL (XX).

PIPES & TEMPERATURE

Approved pipe tolerances and corresponding standards

Inch pipe outside diameter

DN	Size	Nominal outer-ø according to standard		Permissible wall thickness	
		OD1 _{nom}	OD2 _{nom}	s _{min}	s _{max}
8	¼"	13.50	13.72	1.60	2.30
10	⅜"	17.20	17.15	1.60	2.77
15	½"	21.30	21.26	1.60	2.77
20	¾"	26.90	26.67	2.11	3.91
25	1"	33.70	33.41	2.60	4.55
32	1 ¼"	42.40	42.16	2.60	5.08
40	1 ½"	48.30	48.26	2.60	5.08
50	2"	60.30	60.33	2.60	5.54
65	2 ½"	76.10	73.03	2.30	5.00
80	3"	88.90	88.90	2.30	5.54
100	4"	114.30	114.30	2.60	5.54

Metric tube outside diameter

d	Nominal outer-ø according to standard		Permissible wall thickness	
	OD1 _{nom}	& OD2 _{nom}	s _{min}	s _{max}
10	10		1.0	2
12	12		1.50	2
15	15		1.50	3
16	16		1.50	3
18	18		1.50	3
20	20		1.50	3
22	22		1.50	3
25	25		1.50	3
28	28		1.50	3
30	30		1.50	3
35	35		2.00	3
38	38		2.00	4
42	42		2.00	4

MATCHING PIPE SPECIFICATIONS STAINLESS STEEL (XX) Tolerances D3 and T3

OD1 EN 10217-7, EN 10216-5, EN ISO 1127
OD2 ASTM A268, A269

In case you want to use other pipes with our system contact our sales department (sales@haelok.com).

Applicable tubes

HAELOK fittings are applicable for stainless steel pipes. Seamless or welded.

The pipe surface must be clean and without grooves or strong scoring. (Grooves > 0.1 mm are not allowed)

Loose rolling skin, scale and rust must be removed.

Hot-rolled tubes or tubes with scaly surfaces are not permitted.

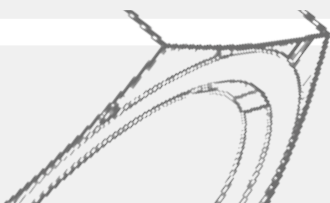
Pipe hardness: Maximum values of 90 (Rockwell B) are permissible.

Temperature range is from -190°C to +400°C, depending on the material used. At raised temperatures the maximum working pressure must be reduced according to the table.

Temperature ranges

Temp C°	Edelstahl (XX)
50	4%
100	12%
150	15%
200	20%
250	25%
300	30%
350	33%
400	35%

Flow coefficients are available on request.



All figures in mm; others are specifically marked.
Subject to misprints and technical changes.

Status of Product Information:
2023-07

www.haelok.com

PRESSURE

Applications and burst pressure testing of our fittings

Inch tube outside diameter

DN	Size	OD	PN (nominal pressure) Safety factor 2	PN (IACS) Safety factor 4	s (wall thickness)	Burst pressure test
8	¼"	13.5	600 bar	300 bar	1.8	1137 bar
10	⅜"	17.2	400 bar	200 bar	1.8	800 bar
15	½"	21.3	400 bar	200 bar	2.0	800 bar
20	¾"	26.9	400 bar	200 bar	2.3	800 bar
25	1"	33.7	400 bar	200 bar	2.6	800 bar
32	1 ¼"	42.4	300 bar	150 bar	2.6	600 bar
40	1 ½"	48.3	300 bar	150 bar	2.6	600 bar
50	2"	60.3	300 bar	150 bar	2.6	600 bar
65	2 ½"	76.1	125 bar	n.a.	3.2	250 bar
80	3"	88.9	125 bar	n.a.	3.2	250 bar
100	4"	114.3	125 bar	n.a.	3.6	250 bar

Metric tube outside diameter

Size	OD	PN (nominal pressure) Safety factor 2	PN (IACS) Safety factor 4	s (wall thickness)	Burst pressure test
12	12	600 bar	300 bar	1.5	1137 bar
15	15	400 bar	200 bar	1.5	800 bar
16	16	400 bar	200 bar	1.5	800 bar
18	18	400 bar	200 bar	1.5	800 bar
20	20	400 bar	200 bar	2	800 bar
22	22	400 bar	200 bar	2	800 bar
25	25	400 bar	200 bar	2.5	800 bar
28	28	400 bar	200 bar	2.5	800 bar
30	30	400 bar	200 bar	3	800 bar
35	35	300 bar	150 bar	3	600 bar
38	38	300 bar	150 bar	3	600 bar
42	42	300 bar	150 bar	3	600 bar



HAELOK® PRODUCT PORTFOLIO. MATERIAL STEEL (CC).

The HAELOK® product portfolio includes a wide range of high-performance press fittings available in over 250 variants and sizes. This unique pipe connection system, which does not require welding or elastomeric seals, guarantees a hermetic seal for pipe outer diameter from 13.5 - 114.3 mm (pipes DN 8 - DN 100).

HAELOK® fittings made of steel are manufactured from high-quality steel 1.0570 (AISI 1024) and are galvanized to ensure high resistance to corrosion and wear. This system is specifically designed for applications exposed to strong vibrations, high pressures, and extreme temperatures.

Thanks to its robust design, the HAELOK® steel system is suitable for nearly all industrial applications. It provides flexible solutions for various pipe diameters, materials, pressure and temperature ranges, as well as for a variety of fluids and gases.

HAELOK®. THE ORIGINAL.

Material Steel CC:

Enclosure: C-Steel (CC) 1.0570 (AISI 1024) galvanized

Press ring: C-Stahl (CC) 1.0570 (AISI 1024) galvanized

HAELOK® Straight Fitting HLK-10SF



The HAELOK® fitting, type „SF“ (Straight Fitting), is used for a straight connection of two pipes.
The fitting consists of a total of three permanently mounted components; a base body and two press rings.

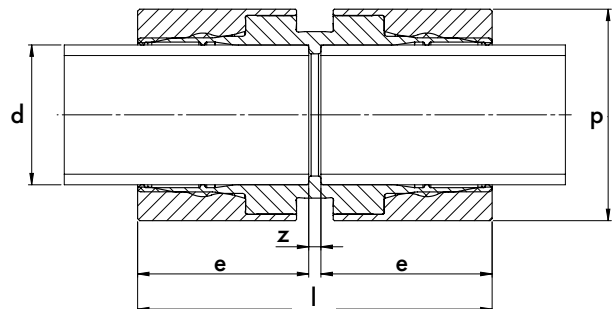


ONLINE-INFO



Technical data

- Temperature range from -20°C to + 300°C
- Nominal pressure up to 1140 bar
- Vibration and fire resistant
- Can be used for seamless and welded pipes according to EN ISO 10305, EN 10220, EN 10255, ASTM A213, EN 10216-1, EN 10216-2, EN 10217-1, EN 10217-2, EN 253
- Pipe outer diameter from 13.5 - 114.3 mm (DN 8 - DN 100)
- Certified acc. to DNV, Bureau Veritas, DVGW
- Compliant with DGRL until Category III application-specific
- Compliant with ASME B31.1 & B31.3
- For detailed information by size see pages 14/15



C-Steel (CC) + galvanized

Article No.	d	DN	p	l	e	z	Weight (g)	PU (pcs.)
HLK-10SF-13-CC	¼"	8	22	37	17	3	55	20
HLK-10SF-17-CC	⅜"	10	29	52	25	2	160	20
HLK-10SF-20-CC	20		32	52	25	2	178	20
HLK-10SF-21-CC	½"	15	34	52	25	2	187	20
HLK-10SF-25-CC	25		37	52	25	2	210	20
HLK-10SF-26-CC	¾"	20	39	52	25	2	223	20
HLK-10SF-28-CC	28		40	52	25	2	230	20
HLK-10SF-33-CC	1"	25	52	87	42	3	770	20
HLK-10SF-42-CC	1 ¼"	32	61	87	42	3	941	10
HLK-10SF-48-CC	1 ½"	40	68	87	42	3	1108	10
HLK-10SF-60-CC	2"	50	81	87	42	3	1445	10
HLK-10SF-76-CC	2 ½"	65	103	155	75	5	4060	2
HLK-10SF-88-CC	3"	80	120	155	75	5	5560	2
HLK-10SF-114-CC	4"	100	154	155	75	5	9090	2

HAELOK® Repair Fitting HLK-10SR



The HAELOK® fitting, type „SR“ (Straight Repair) is used for a straight connection of two pipes. Due to the missing stop, the fitting can be moved over the whole pipe for repairs. The fitting consists of a total of three permanently mounted components; a base body and two press rings.

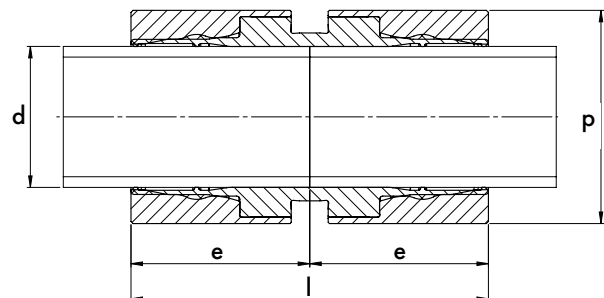


ONLINE-INFO



Technical data

- Temperature range from -20°C to + 300°C
- Nominal pressure up to 1140 bar
- Vibration and fire resistant
- Can be used for seamless and welded pipes according to EN ISO 10305, EN 10220, EN 10255, ASTM A213, EN 10216-1, EN 10216-2, EN 10217-1, EN 10217-2, EN 253
- Pipe outer diameter from 13.5 - 114.3 mm (DN 8 - DN 100)
- Certified acc. to DNV, Bureau Veritas, DVGW
- Compliant with DGRL until Category III application-specific
- Compliant with ASME B31.1 & B31.3
- For detailed information by size see pages 14/15



C-Steel (CC) + galvanized (INCH)

Article No.	d	DN	p	l	e	Weight (g)	PU (pcs.)
HLK-10SR-13-CC	¼"	8	22	37	18.5	55	20
HLK-10SR-17-CC	⅜"	10	29	52	26	160	20
HLK-10SR-20-CC	20		32	52	26	176	20
HLK-10SR-21-CC	½"	15	34	52	26	187	20
HLK-10SR-25-CC	25		37	52	26	208	20
HLK-10SR-26-CC	¾"	20	39	52	26	223	20
HLK-10SR-28-CC	28		40	52	26	228	20
HLK-10SR-33-CC	1"	25	52	87	43.5	770	20
HLK-10SR-42-CC	1 ¼"	32	61	87	43.5	941	10
HLK-10SR-48-CC	1 ½"	40	68	87	43.5	1108	10
HLK-10SR-60-CC	2"	50	81	87	43.5	1445	10
HLK-10SR-76-CC	2 ½"	65	103	155	77.5	4060	2
HLK-10SR-88-CC	3"	80	120	155	77.5	5560	2
HLK-10SR-114-CC	4"	100	154	155	77.5	9090	2

HAELOK® Reducer HLK-10RE



The HAELOK® fitting, type „RE“ (Reducer), is used for a straight connection of two pipes with different diameters are used. The fitting consists of a total of three permanently mounted components; a base body and two press rings of different sizes.

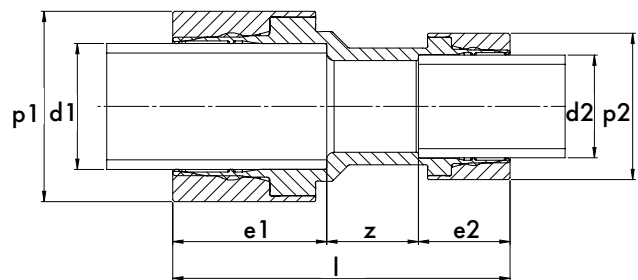


ONLINE-INFO



Technical data

- Temperature range from -20°C to + 300°C
- Nominal pressure up to 1140 bar
- Vibration and fire resistant
- Can be used for seamless and welded pipes according to
- EN ISO 10305, EN 10220, EN 10255, ASTM A213, EN 10216-1, EN 10216-2, EN 10217-1, EN 10217-2, EN 253
- Pipe outer diameter from 13.5 - 60.3 mm (DN 8 - DN 50)
- Certified acc. to DNV, Bureau Veritas, DVGW
- Compliant with DGRL until Category III application-specific
- Compliant with ASME B31.1 & B31.3
- For detailed information by size see pages 14/15



C-Steel (CC) + galvanized (INCH)

All reductions can be manufactured on request.

Article No.	d1	p1	e1	d2	p2	e2	l	z	Weight (g)	PU (pcs.)
HLK-10RE-17-13-CC	3/8"	29	25	1/4"	22	17	52	10	117	5
HLK-10RE-21-17-CC	1/2"	34	25	3/8"	29	25	58	8	183	5
HLK-10RE-26-17-CC	3/4"	39	25	1/4"	29	25	58	8	205	5
HLK-10RE-26-21-CC	3/4"	39	25	1/2"	34	25	58	8	220	5
HLK-10RE-33-26-CC	1"	52	42	3/4"	39	25	92	25	564	5
HLK-10RE-33-21-CC	1"	52	42	1/2"	34	25	92	25	534	5
HLK-10RE-42-33-CC	1 1/4"	61	42	1"	52	42	100	16	933	5
HLK-10RE-42-26-CC	1 1/4"	61	42	3/4"	39	25	92	25	667	5
HLK-10RE-42-21-CC	1 1/4"	61	42	1/2"	34	25	92	25	650	5
HLK-10RE-48-42-CC	1 1/2"	68	42	1 1/4"	61	42	100	16	1107	5
HLK-10RE-48-33-CC	1 1/2"	68	42	1"	52	42	100	16	1036	5
HLK-10RE-48-26-CC	1 1/2"	68	42	3/4"	39	25	102	35	780	5
HLK-10RE-60-48-CC	2"	81	42	1 1/2"	68	42	100	16	1385	5
HLK-10RE-60-42-CC	2"	81	42	1 1/4"	61	42	100	16	1304	5
HLK-10RE-60-33-CC	2"	81	42	1"	52	42	100	16	1243	5

All figures in mm; others are specifically marked.
Subject to misprints and technical changes.

Status of Product Information: 2025-01
For the most current version and additional details, please visit our website

HAELOK® End Cap HLK-10EC

The HAELOK® fitting, type „EC“ (End Cap), is used as a pipe closure.
The fitting consists of a total of two permanently mounted components; a base body and a press ring.

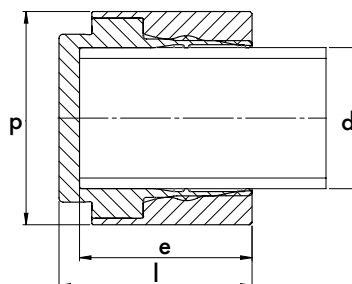


ONLINE-INFO



i Technical data

- Temperature range from -20°C to + 300°C
- Nominal pressure up to 1140 bar
- Vibration and fire resistant
- Can be used for seamless and welded pipes according to
- EN ISO 10305, EN 10220, EN 10255, ASTM A213, EN 10216-1, EN 10216-2, EN 10217-1, EN 10217-2, EN 253
- Pipe outer diameter from 13.5 - 114.3 mm (DN 8 - DN 100)
- Certified acc. to DNV, Bureau Veritas, DVGW
- Compliant with DGRL until Category III application-specific
- Compliant with ASME B31.1 & B31.3
- For detailed information by size see pages 14/15



C-Steel (CC) + galvanized

Article No.	d	DN	p	l	e	Weight (g)	PU (pcs.)
HLK-10EC-13-CC	¼"	8	22	22	17	35	5
HLK-10EC-17-CC	⅜"	10	29	30	25	89	5
HLK-10EC-20-CC	20		32	30	25	106	5
HLK-10EC-21-CC	½"		33	30	25	111	5
HLK-10EC-25-CC	25	15	37	30	25	130	5
HLK-10EC-26-CC	¾"		39	30	25	139	5
HLK-10EC-28-CC	28	20	40	30	25	145	5
HLK-10EC-33-CC	1"	25	52	47	42	432	5
HLK-10EC-42-CC	1 ¼"	32	61	47	42	538	5
HLK-10EC-48-CC	1 ½"	40	68	47	42	639	5
HLK-10EC-60-CC	2"	50	81	47	42	906	5
HLK-10EC-76-CC	2 ½"	65	103	88	76	2495	2
HLK-10EC-88-CC	3"	80	120	88	76	3505	2
HLK-10EC-114-CC	4"	100	136	88	76	5704	2

All figures in mm; others are specifically marked.
Subject to misprints and technical changes.

HAELOK® Fitting Thread Internal HLK-10TI

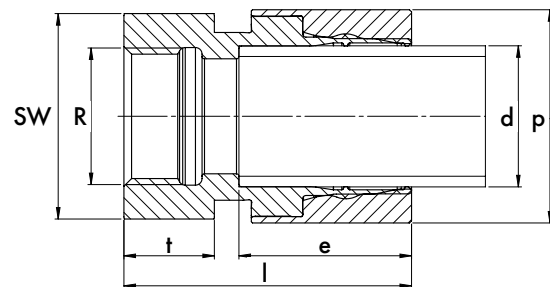


The HAELOK® fitting, type „TI“ (Thread Internal) is used to connect another fitting or extinguishing nozzles. They come with an inch female thread according to standard ISO 228-1 (cylindrically parallel) with a screw-in hole according to ISO 1179-1. The fitting consists of a total of two permanently mounted components; a base body and a press ring. Special designs with special threads e.g. NPT are possible.



i Technical data

- Temperature range from -20°C to + 300°C
- Nominal pressure up to 1140 bar
- Vibration and fire resistant
- Can be used for seamless and welded pipes according to EN ISO 10305, EN 10220, EN 10255, ASTM A213, EN 10216-1, EN 10216-2, EN 10217-1, EN 10217-2, EN 253
- Pipe diameter from 21.3 - 60.3 mm (DN 15 - DN 50)
- Certified acc. to DNV, Bureau Veritas, DVGW
- Compliant with DGRL until Category III application-specific
- Compliant with ASME B31.1 & B31.3
- For detailed information by size see pages 14/15



C-Steel (CC) + galvanized

Article No.	d	R	p	l	e	t	SW	Weight (g)	PU (pcs.)
HLK-10TI-21-R12-CC	½"	½"	34	50	25	18	34	200	5
HLK-10TI-25-R34-CC	25	¾"	37	51	25	18	37	226	5
HLK-10TI-26-R34-CC	¾"	¾"	39	51	25	18	39	283	5
HLK-10TI-28-R34-CC	28	¾"	40	51	25	18	40	284	5
HLK-10TI-33-R1-CC	1"	1"	52	70	42	22	52	520	5
HLK-10TI-42-R114-CC	1 ¼"	1 ¼"	61	70	42	24	61	828	5
HLK-10TI-48-R112-CC	1 ½"	1 ½"	68	70	42	26	68	1024	5
HLK-10TI-60-R2-CC	2"	2"	82	70	42	29	82	1131	5

Other dimensions on request.

HAELOK® Fitting Thread External HLK-10TE



The HAELOK® fitting, type „TE“ (Thread External), is used to connect pumps or valves. The thread is manufactured as inch Male Thread according to ISO 228-1 (cylindrical parallel) with a screw-in joint for metal-to-metal sealing edge type „B“ according to ISO 1179-4. The fitting consists of two permanently mounted components; a base body and a press ring. Special designs with special threads e.g. NPT are possible.

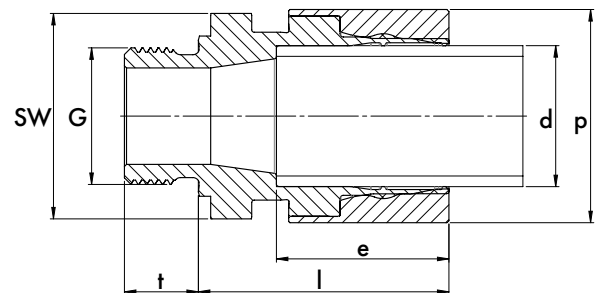


ONLINE-INFO



Technical data

- Temperature range from -20°C to + 300°C
- Nominal pressure up to 1140 bar
- Vibration and fire resistant
- Can be used for seamless and welded pipes according to EN ISO 10305, EN 10220, EN 10255, ASTM A213, EN 10216-1, EN 10216-2, EN 10217-1, EN 10217-2, EN 253
- Pipe diameter from 21.3 - 60.3 mm (DN 15 - DN 50)
- Certified acc. to DNV, Bureau Veritas, DVGW
- Compliant with DGRL until Category III application-specific
- Compliant with ASME B31.1 & B31.3
- For detailed information by size see pages 14/15



C-Steel (CC) + galvanized

Article No.	d	G	p	l	e	t	SW	Weight (g)	PU (pcs.)
HLK-10TE-21-G12B-CC	½"	½"	34	41	25	14	36	192	5
HLK-10TE-25-G34B-CC	25	½"	37	42	25	16	36	219	5
HLK-10TE-26-G34B-CC	¾"	¾"	29	42	25	16	41	254	5
HLK-10TE-28-G34B-CC	28	¾"	40	42	25	16	41	249	5
HLK-10TE-33-G1B-CC	1"	1"	52	61	42	18	50	615	5
HLK-10TE-42-G114B-CC	1 ¼"	1 ¼"	61	62	42	20	60	795	5
HLK-10TE-48-G112B-CC	1 ½"	1 ½"	68	62	42	22	70	952	5
HLK-10TE-60-G2B-CC	2"	2"	82	66	42	24	75	1233	5

HAELOK® Elbow 90° HLK-10L90



Image 2

The HAELOK® fitting, type „L90“ (Elbow), is used for a connection between two pipes at an angle of 90°. The fitting consists of a total of three permanently mounted components; a base body and two press rings. Special designs with unequal outlets are possible within limits. The product is delivered either machined from solid material (square contours, as shown in Image 1) or as a forged part (round contours, as shown in Image 2), depending on the quantity. The technically relevant functional dimensions are identical in all versions.



ONLINE-INFO

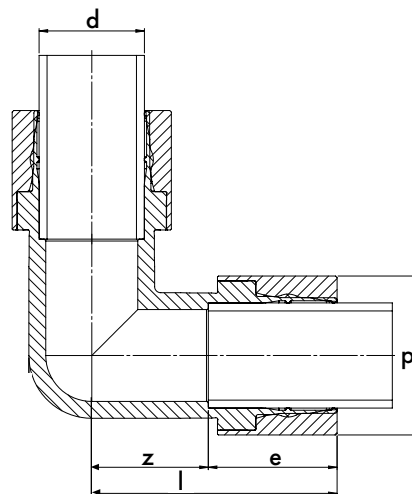


Image 1



Technical data

- Temperature range from -20°C to + 300°C
- Nominal pressure up to 1140 bar
- Vibration and fire resistant
- Can be used for seamless and welded pipes according to EN ISO 10305, EN 10220, EN 10255, ASTM A213, EN 10216-1, EN 10216-2, EN 10217-1, EN 10217-2, EN 253
- Pipe diameter from 17.2 - 60.3 mm (DN 10 - DN 50)
- Certified acc. to DNV, Bureau Veritas, DVGW
- Compliant with DGRL until Category III application-specific
- Compliant with ASME B31.1 & B31.3
- For detailed information by size see pages 14/15



C-Steel (CC) + galvanized

Article No.	d	p	l	e	z	Weight (g)	PU (pcs.)
HLK-10L90-17-CC	3/8"	29	60	25	35	288	5
HLK-10L90-21-CC	1/2"	34	65	25	40	369	5
HLK-10L90-25-CC	25	37	65	25	40	476	5
HLK-10L90-26-CC	3/4"	39	65	25	40	432	5
HLK-10L90-28-CC	28	40	65	25	40	419	5
HLK-10L90-33-CC	1"	52	80	42	38	1110	5
HLK-10L90-42-CC	1 1/4"	61	95	42	53	1765	5
HLK-10L90-48-CC	1 1/2"	68	95	42	53	1723	5
HLK-10L90-60-CC	2"	82	100	42	58	2511	5

HAELOK® Union Tee HLK-10T3



Image 2

The HAELOK® fitting, type „T3“ (Equal-T), is used as a connection between three pipes. The fitting consists of a total of four permanently mounted components; a base body and three press rings. Special designs with unequal outlets (TR/T-reduced) are possible within limits. The product is delivered either machined from solid material (square contours, as shown in Image 1) or as a forged part (round contours, as shown in Image 2), depending on the quantity. The technically relevant functional dimensions are identical in all versions.

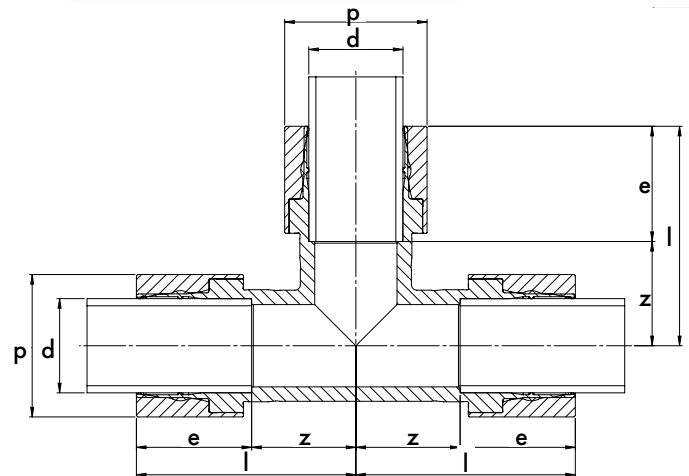


Image 1



i Technical data

- Temperature range from -20°C to + 300°C
- Nominal pressure up to 1140 bar
- Vibration and fire resistant
- Can be used for seamless and welded pipes according to EN ISO 10305, EN 10220, EN 10255, ASTM A213, EN 10216-1, EN 10216-2, EN 10217-1, EN 10217-2, EN 253
- Pipe diameter from 17.2 - 60.3 mm (DN 10 - DN 50)
- Certified acc. to DNV, Bureau Veritas, DVGW
- Compliant with DGRL until Category III application-specific
- Compliant with ASME B31.1 & B31.3
- For detailed information by size see pages 14/15



C-Steel (CC) + galvanized

Article No.	d	p	l	e	z	Weight (g)	PU (pcs.)
HLK-10T3-17-CC	3/8"	29	60	25	35	415	5
HLK-10T3-21-CC	1/2"	34	65	25	40	513	5
HLK-10T3-25-CC	25	37	65	25	40	661	5
HLK-10T3-26-CC	3/4"	39	65	25	40	604	5
HLK-10T3-28-CC	28	40	65	25	40	590	5
HLK-10T3-33-CC	1"	52	80	42	38	1558	5
HLK-10T3-42-CC	1 1/4"	61	95	42	53	2420	5
HLK-10T3-48-CC	1 1/2"	68	95	42	53	2411	5
HLK-10T3-60-CC	2"	82	100	42	58	3484	5

HAELOK® Bended Pipe HLK-10BP90



The pipe, type „BP90“ (Bended Pipe), is used for a connection between two pipes at an angle of 90°. The pipe is bent to guarantee a better flow and can be completed with all HAELOK® fittings. The article consists of one pipe in total.

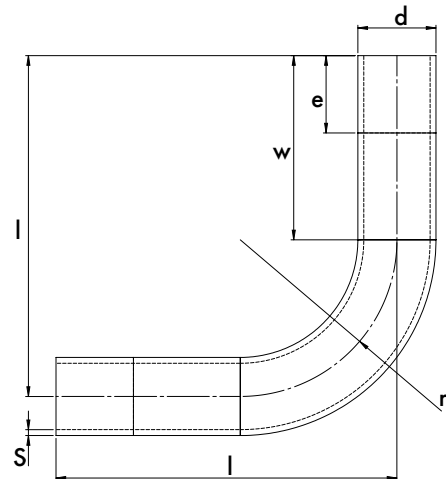


ONLINE-INFO



Technical data

- Temperature range from -20°C to + 300°C
- Pipe diameter from 42.4 - 60.3 mm (DN 32 - DN 50)
- Pipe according to EN ISO 10305, EN 10220, EN 10255, ASTM A213, EN 10216-1, EN 10216-2, EN 10217-1, EN 10217-2



C-Steel (CC)

Article No.	d	r	s	e	w	l	Weight (g)	PU (pcs.)
HLK-10BP90-42-C	1 ¼"	85	3.2	42	100	185	1052	1
HLK-10BP90-48-C	1 ½"	100	3.2	42	100	185	1295	1
HLK-10BP90-60-C	2"	120	3.6	42	100	185	1830	1

The BENDED PIPE 90° can be supplied in the sizes, angles, radii and wall thicknesses you require, as well as with and without fittings. The Bended pipe is delivered without a HAELOK® fitting.

Changes in radius r and wallthickness s may apply due to production constraints

HAELOK® Flange HLK-10FD



The HAELOK® fitting, type „FD“ (Flange), is a detachable connection to valves, pumps and tanks. We offer from stock PN40 flange connections according to DIN 2633, standard sizes range from DN 20 to DN 50. The flanges are supplied without gaskets and fasteners. The hole pattern also fits flanges of the PN16 and PN25 series.

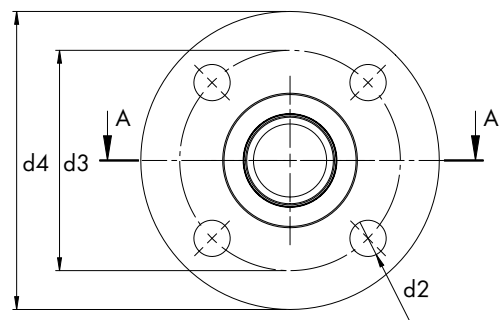
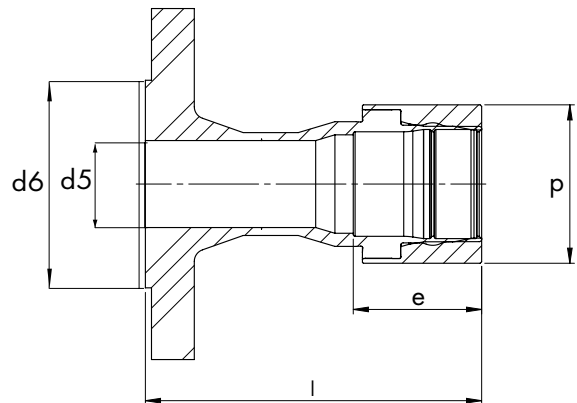


ONLINE-INFO



i Technical data

- Temperature range from -20°C to + 300°C
- Nominal pressure up to 1140 bar
- Vibration and fire resistant
- Flange connection according to DIN 2633
- Can be used for seamless and welded pipes according to EN ISO 10305, EN 10220, EN 10255, ASTM A213, EN 10216-1, EN 10216-2, EN 10217-1, EN 10217-2, EN 253
- Pipe diameter from 26.9 - 60.3 mm (DN 20 - DN 50)
- Certified acc. to DNV, Bureau Veritas und DVGW
- Compliant with DGRL until Category III application-specific
- For detailed information by size see pages 14/15



C-Steel (CC) + galvanized

Article No.	d	p	l	e	d2	d3	d4	d5	d6	Weight (g)	PU (pcs.)
HLK-10FD-PN40-26-CC	¾"	38.9	90	25	14	85	105	20.9	58	1174	2
HLK-10FD-PN40-33-CC	1"	51.9	112	42	14	85	115	28.5	68	1714	2
HLK-10FD-PN40-42-CC	1 ¼"	60.9	114	42	18	100	140	37.2	78	2363	2
HLK-10FD-PN40-48-CC	1 ½"	67.9	116	42	18	100	150	43.1	88	2693	2
HLK-10FD-PN40-60-CC	2"	81.9	119	42	18	100	165	54.5	102	3419	2

HAELOK® ASME/ANSI-Flansch HLK-10FA

The HAELOK® fitting, type „FA“ (Flange ASME/ANSI), is a detachable connection to valves, pumps and tanks. HAELOK® offers from stock PN40 flange connections according to ASME B16.5. The fitting consists of a total of two completely assembled components; a base body and a press ring. The flanges are supplied without gaskets and fasteners.

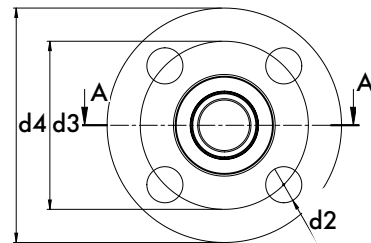
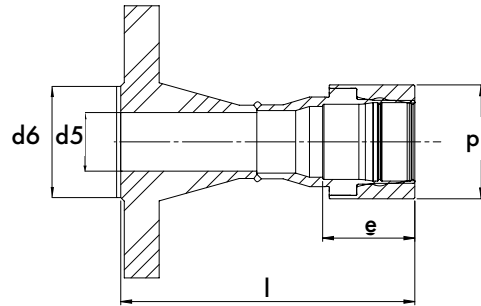


ONLINE-INFO



Technical data

- Temperature range from -20°C to + 300°C
- Nominal pressure up to 1140 bar
- Vibration and fire resistant
- Flange connection according to ASME B16.5
- Can be used for seamless and welded pipes according to EN ISO 10305, EN 10220, EN 10255, ASTM A213, EN 10216-1, EN 10216-2, EN 10217-1, EN 10217-2, EN 253
- Pipe diameter \varnothing 33..4
- Certified acc. to DNV, Bureau Veritas & DVGW
- Compliant with DGRL until Category III application-specific
- For detailed information by size see pages 14/15



C-Steel (CC) + galvanized

Article No.	d	p	l	e	d2	d3	d4	d5	d6	Weight (g)	PU (pcs.)
HLK-10FA-33-PN40-CC	1"	52	110	42	14	85	115	28.5	68	1787	2

ASME/ANSI flanges can be produced in different sizes on request.

HAELOK® SAE Flansch HLK-10FS



The HAELOK® fitting, type „FS“ (SAE flange), is used for a straight connection with a counter flange. SAE Flanges according to DIN ISO 6162-1 (Code 61) pressure class 3000 PSI / 207 bar. The flanges are supplied with O-ring and two half flanges. Half flanges can only be connected to each other with a connecting plate. The advantage of this connection is the freely rotating assembly.

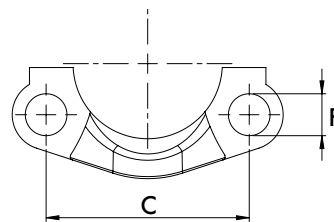
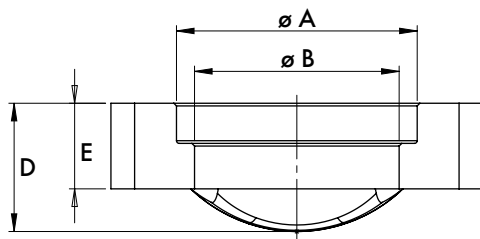
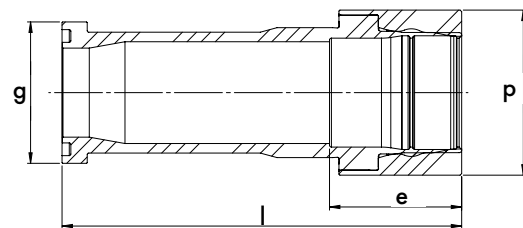
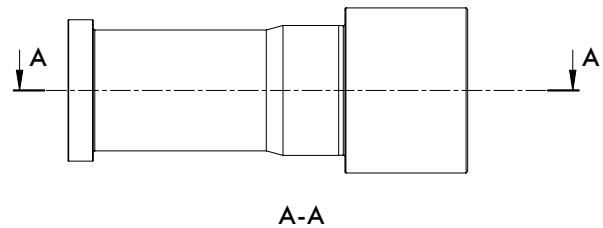


ONLINE-INFO




i Technical data

- Temperature range from -20°C to + 300°C
- Nominal pressure up to 1140 bar
- Vibration and fire resistant
- Flange connection according to DIN ISO 6162-1 (Code61)
- Can be used for seamless and welded pipes according to EN ISO 10305, EN 10220, EN 10255, ASTM A213, EN 10216-1, EN 10216-2, EN 10217-1, EN 10217-2, EN 253
- Pipe diameter \varnothing 33.4
- Certified acc. to DNV, Bureau Veritas & DVGW
- Compliant with DGRL until Category III application-specific
- For detailed information by size see pages 14/15



C-Steel (CC) + galvanized

Article No.	d	p	l	e	g	C	D	E	F	$\varnothing A$	$\varnothing B$	d5	Weight (g)	PU (pcs.)
HLK-10FS-33-CC	1"	52	127	42	44.45	52.4	24	16	10.75	45.3	38.5	28	670	2



HAELOK® PRODUCT PORTFOLIO. MATERIAL STAINLESS STEEL (XX).

The HAELOK® product portfolio offers a variety of high-performance press fittings available in over 250 variants and sizes. This innovative pipe connection system, which operates without welding and elastomeric seals, ensures a hermetic seal for pipe diameters ranging from 10 mm to 114.3 mm (4").

HAELOK® fittings made of stainless steel are manufactured from high-quality stainless steel 1.4404 (AISI 316L), known for its excellent corrosion resistance and durability. This system is ideal for applications exposed to strong vibrations, high pressures, and extreme temperatures.

The HAELOK® stainless steel system is versatile and suitable for numerous industrial applications. It provides solutions for different pipe diameters, materials, pressure and temperature ranges, as well as for a variety of fluids and gases.

HAELOK®. ALL FROM ONE SOURCE.

Material Stainless Steel XX:

Enclosure: Stainless steel(XX) 1.4404 (AISI 316L)

Press ring: Stainless steel (XX) 1.4404 (AISI 316L)

HAELOK® Straight Fitting HLK-10SF



The HAELOK® fitting, type „SF“ (Straight Fitting), is used for a straight connection of two pipes.
The fitting consists of a total of three permanently mounted components; a base body and two press rings.

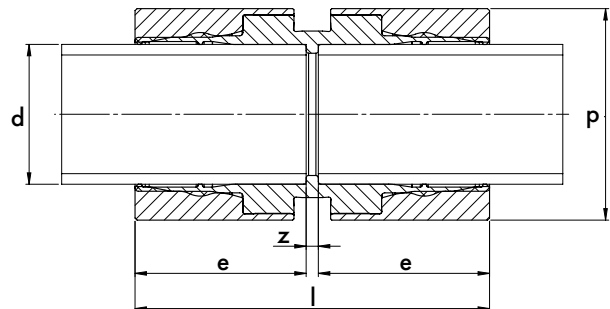


ONLINE-INFO



Technical data

- Temperature range from -196°C to + 400°C
- Nominal pressure up to 1140 bar
- Vibration and fire resistant
- Can be used for seamless and welded pipes according to EN ISO 10217-7, EN 10216-5, EN ISO 1127, A268, A269
- Pipe diameter from $\varnothing 10 - \varnothing 114.3$ mm
- Certified acc. to DNV, Bureau Veritas & DVGW
- Compliant with DGRL until Category III (application-specific)
- Compliant with ASME B31.1 & B31.3
- For detailed information by size see pages 16/17



Stainless Steel (XX)

Article No.	d	DN	p	l	e	z	Weight (g)	PU (pcs.)
HLK-10SF-10-XX	10		22	37	17	3	73	10
HLK-10SF-12-XX	12		22	37	17	3	65	10
HLK-10SF-13-XX	¼"	8	22	37	17	3	55	10
HLK-10SF-15-XX	15		27	52	25	2	145	10
HLK-10SF-16-XX	16		27	52	25	2	133	10
HLK-10SF-17-XX	⅜"	10	29	52	25	2	160	10
HLK-10SF-18-XX	18		29	52	25	2	148	10
HLK-10SF-20-XX	20		32	52	25	2	178	10
HLK-10SF-21-XX	½"	15	34	52	25	2	187	10
HLK-10SF-22-XX	22		34	52	25	2	190	10
HLK-10SF-25-XX	25		37	52	25	2	210	10
HLK-10SF-26-XX	¾"	20	39	52	25	2	223	10
HLK-10SF-28-XX	28		40	52	25	2	230	10
HLK-10SF-30-XX	30		47	87	42	3	645	10
HLK-10SF-33-XX	1"	25	52	87	42	3	770	10
HLK-10SF-35-XX	35		54	87	42	3	818	10
HLK-10SF-38-XX	38		55	87	42	3	778	10
HLK-10SF-42-XX	1 ¼"	32	61	87	42	3	941	10
HLK-10SF-48-XX	1 ½"	40	68	87	42	3	1108	10
HLK-10SF-60-XX	2"	50	81	87	42	3	1445	10
HLK-10SF-76-XX	2 ½"	65	103	155	75	5	4060	2
HLK-10SF-88-XX	3"	80	120	155	75	5	5560	2
HLK-10SF-114-XX	4"	100	154	155	75	5	9090	2

HAELOK® Repair Fitting HLK-10SR



The HAELOK® fitting, type „SR“ (Straight Repair) is used for a straight connection of two pipes. Due to the missing stop bar, the fitting can be moved over the whole pipe for repairs to be executed. The fitting consists of a total of three permanently mounted components; a base body and two press rings.

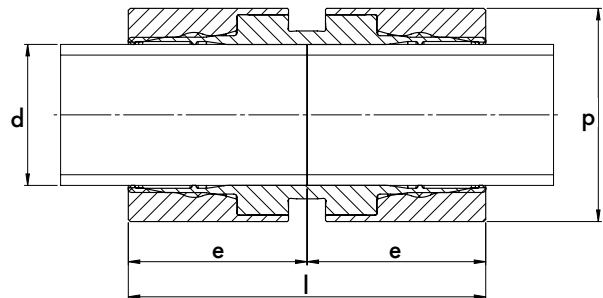


ONLINE-INFO



Technical data

- Temperature range from -196°C to + 400°C
- Nominal pressure up to 1140 bar
- Vibration and fire resistant
- Can be used for seamless and welded pipes according to EN ISO 10217-7, EN 10216-5, EN ISO 1127, A268, A269
- Pipe diameter from $\varnothing 10 - \varnothing 114.3$ mm
- Certified acc. to DNV, Bureau Veritas & DVGW
- Compliant with DGRL until Category III (application-specific)
- Compliant with ASME B31.1 & B31.3
- For detailed information by size see pages 16/17



Stainless steel (XX)

Article No.	d	DN	p	l	e	Weight (g)	PU (pcs.)
HLK-10SR-10-XX	10		22	37	18.5	73	10
HLK-10SR-12-XX	12		22	37	18.5	63	10
HLK-10SR-13-XX	¼"	8	22	37	18.5	55	10
HLK-10SR-15-XX	15		27	52	26	144	10
HLK-10SR-16-XX	16		27	52	26	133	10
HLK-10SR-17-XX	⅜"	10	29	52	26	160	10
HLK-10SR-18-XX	18		29	52	26	145	10
HLK-10SR-20-XX	20		32	52	26	176	10
HLK-10SR-21-XX	½"	15	34	52	26	187	10
HLK-10SR-22-XX	22		34	52	26	190	10
HLK-10SR-25-XX	25		37	52	26	208	10
HLK-10SR-26-XX	¾"	20	39	52	26	223	10
HLK-10SR-28-XX	28		40	52	26	228	10
HLK-10SR-30-XX	30		47	87	43.5	640	10
HLK-10SR-33-XX	1"	25	52	87	43.5	770	10
HLK-10SR-35-XX	35		55	87	43,5	814	10
HLK-10SR-38-XX	38		55	87	43,5	773	10
HLK-10SR-42-XX	1 ¼"	32	61	87	43,5	941	10
HLK-10SR-48-XX	1 ½"	40	68	87	43,5	1108	10
HLK-10SR-60-XX	2"	50	82	87	43,5	1445	10
HLK-10SR-76-XX	2 ½"	65	103	155	77.5	4060	2
HLK-10SR-88-XX	3"	80	120	155	77.5	5560	2
HLK-10SR-114-XX	4"	100	154	155	77.5	9090	2

HAELOK® Reducer HLK-10RE



The HAELOK® fitting, type „RE“ (Reducer), is used for a straight connection of two pipes with different diameters are used. The fitting consists of a total of three permanently mounted components; a base body and two press rings of different sizes.

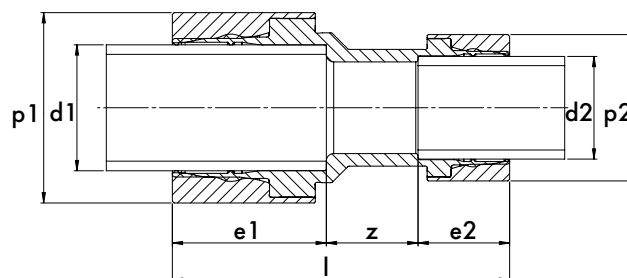


ONLINE-INFO



Technical data

- Temperature range from -196°C to + 400°C
- Nominal pressure up to 1140 bar
- Vibration and fire resistant
- Can be used for seamless and welded pipes according to EN ISO 10217-7, EN 10216-5, EN ISO 1127, A268, A269
- Pipe diameter from $\varnothing 10 - \varnothing 60.3$ mm
- Certified acc. to DNV, Bureau Veritas & DVGW
- Compliant with DGRL until Category III (application-specific)
- Compliant with ASME B31.1 & B31.3
- For detailed information by size see pages 16/17



Stainless steel (XX) (METRIC)

Article No.	d1	p1	e1	d2	p2	e2	l	z	Weight (g)	PU (pcs.)
HLK-10RE-12-10-XX	12	22	17	10	22	17	38	4	69	5
HLK-10RE-16-12-XX	16	27	25	12	22	17	52	10	110	5
HLK-10RE-20-16-XX	20	32	25	16	27	25	58	8	165	5
HLK-10RE-22-18-XX	22	34	25	18	29	25	58	8	180	5
HLK-10RE-25-10-XX	25	37	25	20	32	25	58	8	207	5
HLK-10RE-28-22-XX	28	40	25	22	34	25	58	8	227	5
HLK-10RE-30-25-XX	30	47	42	25	37	25	75	8	446	5
HLK-10RE-35-28-XX	35	54	42	28	40	25	92	25	596	5
HLK-10RE-38-30-XX	38	55	42	30	47	42	100	16	600	5

Stainless steel (XX) (INCH)

Article No.	d1	d2	p1	e1	p2	e2	l	z	Weight (g)	PU (pcs.)
HLK-10RE-17-13-XX	¾"	¼"	29	25	22	17	52	10	117	5
HLK-10RE-21-17-XX	½"	¾"	34	25	29	25	58	8	183	5
HLK-10RE-26-17-XX	¾"	¼"	39	25	29	25	58	8	205	5
HLK-10RE-26-21-XX	¾"	½"	39	25	34	25	58	8	220	5
HLK-10RE-33-21-XX	1"	½"	52	42	34	25	92	25	534	5
HLK-10RE-33-26-XX	1"	¾"	52	42	39	25	92	25	564	5
HLK-10RE-42-21-XX	1 ¼"	½"	61	42	34	25	92	25	650	5
HLK-10RE-42-26-XX	1 ¼"	¾"	61	42	39	25	92	25	667	5
HLK-10RE-42-33-XX	1 ¼"	1"	61	42	52	42	100	16	933	5
HLK-10RE-48-26-XX	1 ½"	¾"	68	42	39	25	102	35	780	5
HLK-10RE-48-33-XX	1 ½"	1"	68	42	52	42	100	16	1036	5
HLK-10RE-48-42-XX	1 ½"	1 ¼"	68	42	61	42	100	16	1107	5
HLK-10RE-60-33-XX	2"	1"	81	42	52	42	100	16	1243	5
HLK-10RE-60-42-XX	2"	1 ¼"	81	42	61	42	100	16	1304	5
HLK-10RE-60-48-XX	4"	1 ½"	81	42	68	42	100	16	1385	5

Other reductions can be manufactured on request.

HAELOK®

End Cap HLK-10EC

The HAELOK® fitting, type „EC“ (End Cap), is used as a pipe closure. The fitting consists of a total of two permanently mounted components; a base body and a press ring.

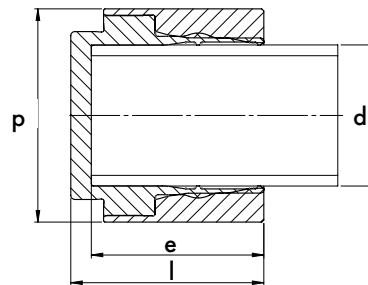


ONLINE-INFO



Technical data

- Temperature range from -196°C to + 400°C
- Nominal pressure up to 1140 bar
- Vibration and fire resistant
- Can be used for seamless and welded pipes according to EN ISO 10217-7, EN 10216-5, EN ISO 1127, A268, A269
- Pipe diameter from \varnothing 10 – \varnothing 114.3 mm
- Certified acc. to DNV, Bureau Veritas & DVGW
- Compliant with DGRL until Category III (application-specific)
- Compliant with ASME B31.1 & B31.3
- For detailed information by size see pages 16/17



Stainless steel (XX)

Article No.	d	p	l	e	Weight (g)	PU (pcs.)
HLK-10EC-10-XX	10	22	22	17	43	5
HLK-10EC-12-XX	12	22	22	17	39	5
HLK-10EC-13-XX	¼"	22	22	17	35	5
HLK-10EC-15-XX	15	27	30	25	84	5
HLK-10EC-16-XX	16	27	30	25	79	5
HLK-10EC-17-XX	⅜"	29	30	25	89	5
HLK-10EC-18-XX	18	29	30	25	87	5
HLK-10EC-20-XX	20	32	30	25	106	5
HLK-10EC-21-XX	½"	33	30	25	111	5
HLK-10EC-22-XX	22	34	30	25	114	5
HLK-10EC-25-XX	25	37	30	25	130	5
HLK-10EC-26-XX	¾"	39	30	25	139	5
HLK-10EC-28-XX	28	40	30	25	145	5
HLK-10EC-30-XX	30	47	47	42	359	5
HLK-10EC-33-XX	1"	52	47	42	432	5
HLK-10EC-35-XX	35	54	47	42	458	5
HLK-10EC-38-XX	38	55	47	42	445	5
HLK-10EC-42-XX	1 ¼"	61	47	42	538	5
HLK-10EC-48-XX	1 ½"	68	47	42	639	5
HLK-10EC-60-XX	2"	81	47	42	906	5
HLK-10EC-76-XX	2 ½"	103	88	76	2495	2
HLK-10EC-88-XX	3"	120	88	76	3505	2
HLK-10EC-114-XX	4"	136	88	76	5704	2

STANDARD
STAINLESS STEEL XX

HAELOK®

Fitting Thread Internal HLK-10TI

The HAELOK® fitting, type „TI“ (Thread Internal) is used to connect another fitting or extinguishing nozzles. They come with an inch female thread according to standard ISO 228-1 (cylindrically parallel) with a screw-in hole according to ISO 1179-1. The fitting consists of a total of two permanently mounted components; a base body and a press ring. Special designs with special threads e.g. NPT are possible.

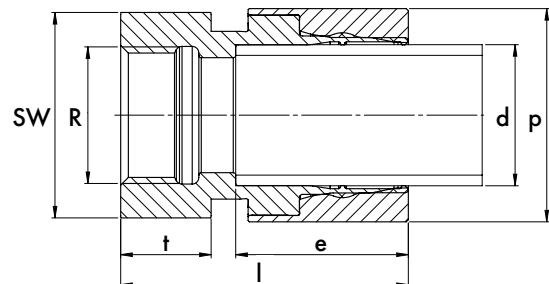


ONLINE-INFO



Technical data

- Temperature range from -196°C to + 400°C
- Nominal pressure up to 1140 bar
- Vibration and fire resistant
- Can be used for seamless and welded pipes according to EN ISO 10217-7, EN 10216-5, EN ISO 1127, A268, A269
- Pipe diameter from \varnothing 10 – \varnothing 60.3 mm
- Certified acc. to DNV, Bureau Veritas & DVGW
- Compliant with DGRL until Category III (application-specific)
- Compliant with ASME B31.1 & B31.3
- For detailed information by size see pages 16/17



Stainless steel (XX)

Article No.	d	R	p	l	e	t	SW	Weight (g)	PU (pcs.)
HLK-10TI-10-R14-XX	10	½"	22	39	17	13	22	85	5
HLK-10TI-12-R12-XX	12	½"	22	43	17	16	27	100	5
HLK-10TI-13-R12-XX	¼"	½"	22	37	17	16	27	95	5
HLK-10TI-15-R12-XX	15	½"	27	50	25	12	27	138	5
HLK-10TI-16-R12-XX	16	½"	27	50	25	16	27	131	5
HLK-10TI-17-R38-XX	⅜"	⅜"	29	46	25	12	29	163	5
HLK-10TI-18-R38-XX	18	⅜"	29	46	25	13	29	160	5
HLK-10TI-20-R12-XX	20	½"	32	50	25	18	32	194	5
HLK-10TI-21-R12-XX	½"	½"	34	50	25	18	34	200	5
HLK-10TI-22-R12-XX	22	½"	34	51	25	18	32	245	5
HLK-10TI-25-R34-XX	25	¾"	37	51	25	18	37	226	5
HLK-10TI-26-R34-XX	¾"	¾"	39	51	25	18	39	283	5
HLK-10TI-28-R34-XX	28	¾"	40	50	25	18	40	284	5
HLK-10TI-30-R1-XX	30	1"	47	70	25	19	50	423	5
HLK-10TI-33-R1-XX	1"	1"	52	70	42	22	52	520	5
HLK-10TI-42-R114-XX	1 ¼"	1 ¼"	61	70	42	24	61	828	5
HLK-10TI-48-R112-XX	1 ½"	1 ½"	68	70	42	26	68	1042	5
HLK-10TI-60-R2-XX	2"	2"	82	70	42	29	82	1131	5

HAELOK®

Fitting Thread External HLK-10TE



The HAELOK® fitting, type „TE“ (Thread External), is used to connect pumps or valves. The thread is manufactured as inch Male Thread according to ISO 228-1 (cylindrical parallel) with a screw-in joint for metal-to-metal sealing edge type „B“ according to ISO 1179-4. The fitting consists of two permanently mounted components; a base body and a press ring. Special designs with special threads e.g. NPT are possible.

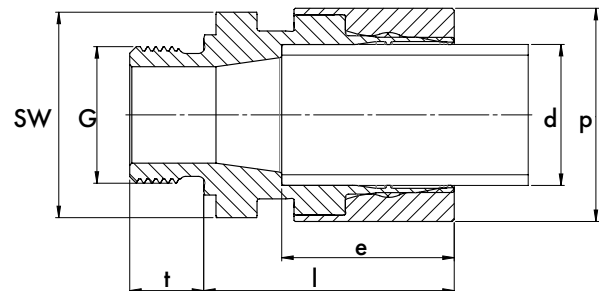


ONLINE-INFO



Technical data

- Temperature range from -196°C to + 400°C
- Nominal pressure up to 1140 bar
- Vibration and fire resistant
- Can be used for seamless and welded pipes according to EN ISO 10217-7, EN 10216-5, EN ISO 1127, A268, A269
- Pipe diameter from $\varnothing 10 - \varnothing 60.3$ mm
- Certified acc. to DNV, Bureau Veritas & DVGW
- Compliant with DGRL until Category III (application-specific)
- Compliant with ASME B31.1 & B31.3
- For detailed information by size see pages 16/17



Stainless steel (XX) (Sealing type B)

Article No.	d	G	p	l	e	t	SW	Weight (g)	PU (pcs.)
HLK-10TE-10-G14B-XX	10	¼"	22	30	17	12	22	69	5
HLK-10TE-12-G12B-XX	12	½"	21.4	33	17	14	27	109	5
HLK-10TE-13-G12B-XX	¼"	½"	21.4	33	17	14	27	99	5
HLK-10TE-15-G12B-XX	15	½"	27	41	25	14	27	138	5
HLK-10TE-16-G12B-XX	16	½"	27	41	25	14	27	128	5
HLK-10TE-17-G38B-XX	¾"	¾"	29	38	25	12	30	136	5
HLK-10TE-18-G38B-XX	18	¾"	29	38	25	12	30	135	5
HLK-10TE-20-G12B-XX	20	½"	32	41	25	14	36	175	5
HLK-10TE-21-G12B-XX	½"	½"	34	41	25	14	34	192	5
HLK-10TE-22-G12B-XX	22	½"	34	41	25	14	36	196	5
HLK-10TE-25-G34B-XX	25	¾"	37	42	25	16	36	219	5
HLK-10TE-26-G34B-XX	¾"	¾"	39	42	25	16	41	254	5
HLK-10TE-28-G34B-XX	28	¾"	40	42	25	16	41	249	5
HLK-10TE-30-G1B-XX	30	1"	51.9	61	42	18	46	505	5
HLK-10TE-33-G1B-XX	1"	1"	52	61	42	18	50	615	5
HLK-10TE-42-G114B-XX	1 ¼"	1 ¼"	61	62	42	20	60	795	5
HLK-10TE-48-G112B-XX	1 ½"	1 ½"	68	62	42	22	70	952	5
HLK-10TE-60-G2B-XX	2"	2"	82	66	42	24	75	1233	5

Stainless steel (XX) (Sealing type E/Viton Ring)

Article No.	d	G	p	l	e	t	SW	Weight (g)	PU (pcs.)
HLK-10TE-12-G12E-XX	12	½"	21.4	33	17	14	27	108	5

HAELOK® Elbow 90° HLK-10L90



The HAELOK® fitting, type „L90“ (Elbow), is used for a connection between two pipes at an angle of 90°
The fitting consists of a total of three permanently mounted components; a base body and two press rings.
Special designs with unequal outlets are possible within limits.

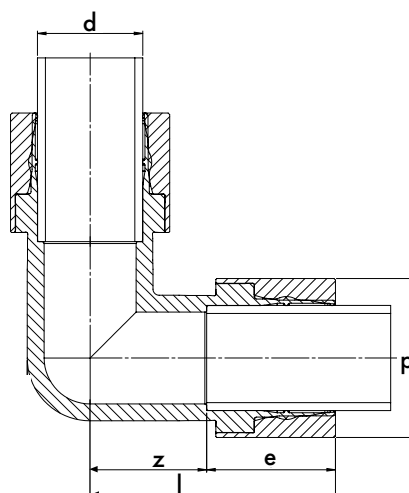


ONLINE-INFO



Technical data

- Temperature range from -196°C to + 400°C
- Nominal pressure up to 1140 bar
- Vibration and fire resistant
- Can be used for seamless and welded pipes according to EN ISO 10217-7, EN 10216-5, EN ISO 1127, A268, A269
- Pipe diameter from $\varnothing 10 - \varnothing 60.3$ mm
- Certified acc. to DNV, Bureau Veritas & DVGW
- Compliant with DGRL until Category III (application-specific)
- Compliant with ASME B31.1 & B31.3
- For detailed information by size see pages 16/17



Stainless steel (XX)

Article No.	d	p	l	e	z	Weight (g)	PU (pcs.)
HLK-10L90-10-XX	10	22	50	17	33	137	5
HLK-10L90-12-XX	12	22	50	17	33	127	5
HLK-10L90-13-XX	¼"	27	50	17	33	107	5
HLK-10L90-15-XX	15	27	60	25	35	272	5
HLK-10L90-16-XX	16	27	60	25	35	262	5
HLK-10L90-17-XX	¾"	29	60	25	35	288	5
HLK-10L90-18-XX	18	29	60	25	35	269	5
HLK-10L90-20-XX	20	32	65	25	40	375	5
HLK-10L90-21-XX	½"	34	65	25	40	369	5
HLK-10L90-22-XX	22	34	65	25	40	360	5
HLK-10L90-25-XX	25	37	65	25	40	476	5
HLK-10L90-26-XX	¾"	39	65	25	40	432	5
HLK-10L90-28-XX	28	40	65	25	40	419	5
HLK-10L90-30-XX	30	47	80	42	38	939	5
HLK-10L90-33-XX	1"	52	80	42	38	1111	5
HLK-10L90-35-XX	35	53.5	80	42	38	1235	5
HLK-10L90-38-XX	38	54.9	80	42	38	1150	5
HLK-10L90-42-XX	1 ¼"	61	95	42	53	1765	5
HLK-10L90-48-XX	1 ½"	68	95	42	53	1723	5
HLK-10L90-60-XX	2"	82	100	42	58	2520	5

STANDARD
STAINLESS STEEL XX

HAELOK®

Union Tee HLK-10T3

The HAELOK® fitting, type „T3“ (Equal-T), is used as a connection between three pipes.
The fitting consists of a total of four permanently mounted components; a base body and three press rings.
Special designs with unequal outlets (TR/T-reduced) are possible.

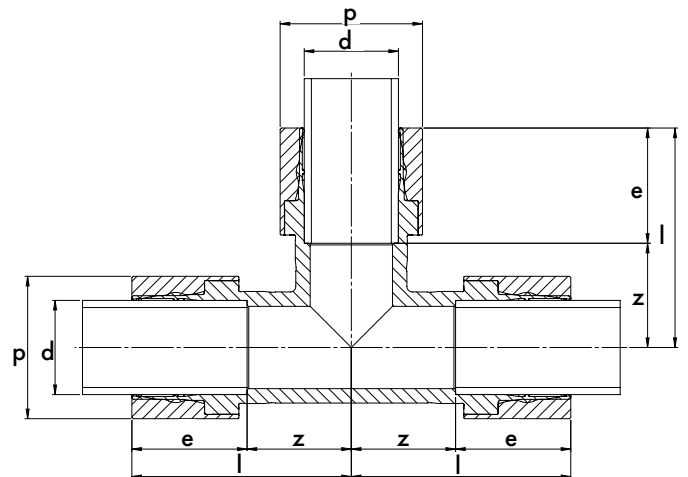


ONLINE-INFO



i Technical data

- Temperature range from -196°C to + 400°C
- Nominal pressure up to 1140 bar
- Vibration and fire resistant
- Can be used for seamless and welded pipes according to EN ISO 10217-7, EN 10216-5, EN ISO 1127, A268, A269
- Pipe diameter from $\varnothing 10 - \varnothing 60.3$ mm
- Certified acc. to DNV, Bureau Veritas & DVGW
- Compliant with DGRL until Category III (application-specific)
- Compliant with ASME B31.1 & B31.3
- For detailed information by size see pages 16/17



Stainless steel (XX)

Article No.	d	p	l	e	z	Weight (g)	PU (pcs.)
HLK-10T3-10-XX	10	22	50	17	33	210	5
HLK-10T3-12-XX	12	22	50	17	33	184	5
HLK-10T3-13-XX	¼"	27	50	17	33	157	5
HLK-10T3-15-XX	15	27	60	25	35	394	5
HLK-10T3-16-XX	16	27	60	25	35	378	5
HLK-10T3-17-XX	⅜"	29	60	25	35	415	5
HLK-10T3-18-XX	18	29	60	25	35	392	5
HLK-10T3-20-XX	20	32	65	25	40	519	5
HLK-10T3-21-XX	½"	34	65	25	40	513	5
HLK-10T3-22-XX	22	34	65	25	40	517	5
HLK-10T3-25-XX	25	37	65	25	40	661	5
HLK-10T3-26-XX	¾"	39	65	25	40	604	5
HLK-10T3-28-XX	28	40	65	25	40	590	5
HLK-10T3-30-XX	30	47	80	42	38	1336	5
HLK-10T3-33-XX	1"	52	80	42	38	1558	5
HLK-10T3-35-XX	35	53.5	80	42	38	1684	5
HLK-10T3-38-XX	38	54.9	80	42	38	1577	5
HLK-10T3-42-XX	1 ¼"	61	95	42	53	2420	5
HLK-10T3-48-XX	1 ½"	68	95	42	53	2411	5
HLK-10T3-60-XX	2"	82	100	42	58	3484	5

STANDARD
STAINLESS STEEL XX

HAELOK® Bended Pipe HLK-10BP90

The pipe, type „BP90“ (Bended Pipe), is used for a connection between two pipes at an angle of 90°. The pipe is bent to guarantee a better flow and can be completed with all HAELOK® fittings. The article consists of one pipe in total.

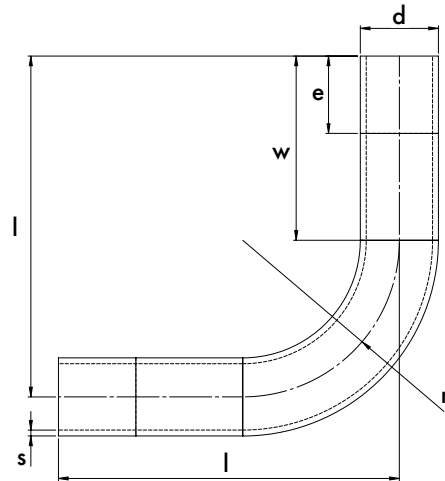


ONLINE-INFO



Technical data

- Temperature range from -196°C to + 400°C
- Can be used for seamless and welded pipes according to EN ISO 10217-7, EN 10216-5, EN ISO 1127, A268, A26
- Pipe diameter from \varnothing 26.9 - \varnothing 60.3 mm



Stainless steel (X)

Artikel Nr.	d	r	s	e	w	l	Gewicht (g)	VE (Stk.)
HLK-10BP90-42-XX	1 ¼"	85	3.2	42	100	185	1052	1
HLK-10BP90-48-XX	1 ½"	100	3.2	42	100	185	1295	1
HLK-10BP90-60-XX	2"	120	3.2	42	100	185	1830	1

The BENT PIPE 90° can be supplied in the sizes, radii, and wall thicknesses you require, with or without fittings.

HAELOK® – DKO 24° with O-Ring HLK-10CM/CF

The HAELOK® fitting, type „CM / CF“ (DKO), is used as a detachable connection between two pipes or for connecting hydraulic hoses or extinguishing nozzles. CM designates the male cone with union nut, CF the female cone with male thread as counterpart. The fitting consists of several permanently installed parts.

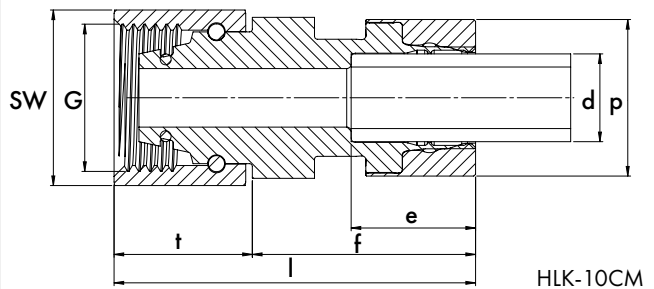
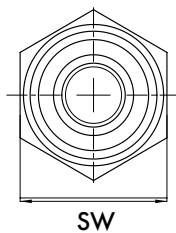


ONLINE-INFO

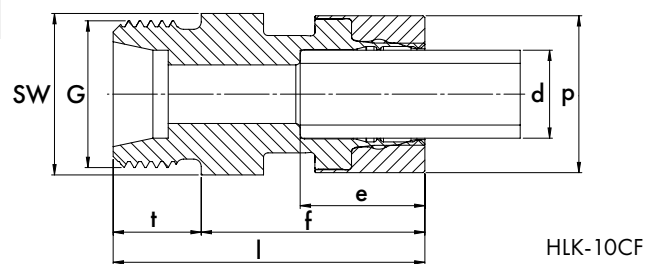


i Technical data

- Temperature range from -196°C to + 400°C
- Nominal pressure up to 1140 bar
- Vibration and fire resistant
- DKO connection according to DIN EN ISO 8434-1 Series S (& L)
- CF side for pipes with D4T3 tolerance according to ISO 1127
- Can be used for seamless and welded pipes according to EN ISO 10217-7, EN 10216-5, EN ISO 1127, A268, A269
- Pipe diameter from \varnothing 10 – \varnothing 38 mm
- Certified acc. to DNV, Bureau Veritas
- For detailed information by size see pages 16/17



HLK-10CM



HLK-10CF

Stainless steel (XX)

Article No.	d	p	e	f	t	l	G	SW	Weight (g)	PU (pcs.)
HLK-10CF-10-L-XX	10	21,4	17	30	12	41	M16x1,5	22	74.14	5
HLK-10CF-10-XX	10	21,4	17	30	12	41	M18x1,5	22	79.81	5
HLK-10CF-12-XX	12	21,4	17	30,5	16	46,5	M20x1,5	22	78.40	5
HLK-10CF-16-XX	16	27	25	37,5	14	51,5	M24x1,5	27	130.84	5

Article No.	d	p	e	f	t	l	G	SW	Weight (g)	PU (pcs.)
HLK-10CM-10-XX	10	21,4	17	30	11	41	M18x1,5	22	72.75	5
HLK-10CM-12-XX	12	21,4	17	30,5	16	46,5	M20x1,5	24	90.00	5
HLK-10CM-16-XX	16	27	25	37,5	14	51,5	M24x1,5	30	131.14	5

Other sizes available upon request.


All figures in mm; others are specifically marked.
Subject to misprints and technical changes.

+41 43 501 45 50 | sales@haelok.com

Status of Product Information: 2023-07
For the most current version and additional details, please visit our website: www.haelok.com

HAELOK®

Distibutor 2 outlets HLK-10D2



The HAELOK® fitting, type „D2“ (Distributor 2 Outlets), has two lateral outlets with G ½" thread and can be used as measuring point or for screwing in extinguishing nozzles. In connection with threaded parts TE-__-G 12B an outlet or crosspiece can easily be implemented. The fitting consists of a total of three fixed assembled components; a base body and two press rings.

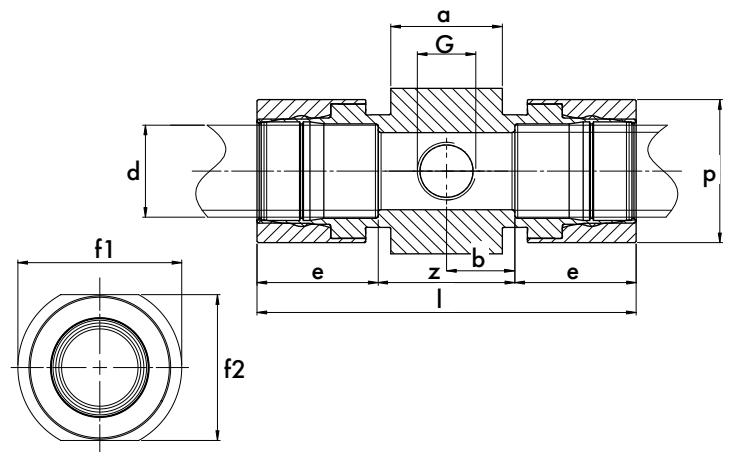


ONLINE-INFO



Technical data

- Temperature range from -196°C to + 400°C
- Nominal pressure up to 1140 bar
- Vibration and fire resistant
- Can be used for seamless and welded pipes according to EN ISO 10217-7, EN 10216-5, EN ISO 1127, A268, A269
- Pipe diameter from \varnothing 10 – \varnothing 42.4 mm
- Certified acc. to DNV, Bureau Veritas & DVGW
- Compliant with DGRL until Category III (application-specific)
- Compliant with ASME B31.1 & B31.3
- For detailed information by size see pages 16/17



Stainless steel (XX)

Article No.	d	G	p	l	e	a	b	f ₁	f ₂	G ⁽¹⁾	z	Weight (g)	PU (pcs.)
HLK-10D2-26-G12-XX	¾"	½"	39	99	25	40	24.5	60	52.8	½"	49	885	5
HLK-10D2-28-G12-XX	28	½"	40	99	25	40	24.5	60	52.8	½"	49	887	5
HLK-10D2-30-G12-XX	30	½"	47	136	43.5	40	24.5	62	55.1	½"	49	1366	5
HLK-10D2-33-G12-XX	1"	½"	52	136	43.5	40	24.5	64	57.3	½"	49	1545	5
HLK-10D2-38-G12-XX	38	½"	55	136	43.5	40	24.5	66	59.5	½"	49	1588	5
HLK-10D2-42-G12-XX	1 ¼"	½"	61	136	43.5	40	24.5	80	74.8	½"	49	2124	5

Andere Grössen und Vierfach-Verteiler (D4) sind auf Anfrage erhältlich.





HAELOK® THERMO® – DISTRICT HEATING. MATERIAL STEEL (CC).

Especially for the district heating applications HAELOK® has developed its own product line called THERMO®. During the development, the focus was on economic efficiency and technical requirements. Two sides that are not always easy to implement together. HAELOK® has managed this and offers a simple and fast alternative in the field of district heating. The THERMO® system is specifically optimized for high pull-out forces, temperature fluctuations and for the application together with district heating pipes. Marked with the green colour HAELOK® THERMO® fittings are already widely used and pressed in the market today.

HAELOK®. NEW FOR PROVEN.

Material Steel CC:

Enclosure: C-Steel (CC) 1.0570 (AISI 1024) galvanized

Press ring: C-Steel (CC) 1.0570 (AISI 1024) galvanized

HAELOK® THERMO® Straight Fitting HLK-12SF



The HAELOK® THERMO® fitting, type „SF“ (Straight Fitting), is used for a straight connection of two district heating pipes. It is specially optimized for high pull-out forces, temperature load changes and for use according to the current specifications of AGFW FW 449.

The fitting consists of a total of three permanently mounted components; a base body and two press rings.



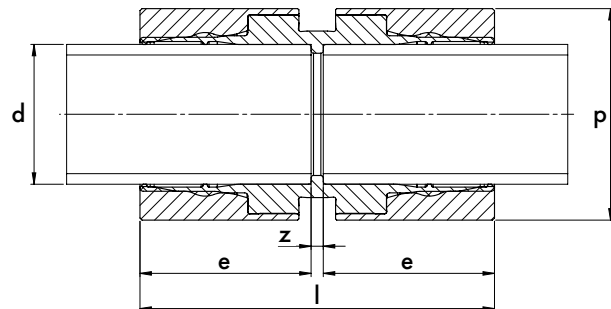
ONLINE-INFO



Technical data

- Temperature range from -20°C to + 300°C
- Operating pressure according to AGFW 2.5 MPa and higher
- Pipe diameter from DN15 - DN100
- Technical lifecycle at least 30 years
- Can be used for seamless and welded pipes according to EN 10216-1, EN 10216-2, EN 10217-1, EN 10217-2, EN 253
- Conforms to AGFW FW 449 up to DN80
- The properties of DN100 are summarized in our current Declaration of Performance.
- For detailed information by size see pages 14/15

Scan the „ONLINE INFO“ QR code to always access the latest product data sheets, declarations of performance, and size charts.



C-Steel (CC) + galvanized

Article No.	d	DN	p	l	e	z	Weight (g)	PU (pcs.)
HLK-12SF-21-CC	½"	15	34	52	25	2	187	20
HLK-12SF-26-CC	¾"	20	39	52	25	2	223	20
HLK-12SF-33-CC	1"	25	52	87	42	3	770	20
HLK-12SF-42-CC	1 ¼"	32	61	87	42	3	941	10
HLK-12SF-48-CC	1 ½"	40	68	87	42	3	1108	10
HLK-12SF-60-CC	2"	50	81	87	42	3	1445	10
HLK-12SF-76-CC	2 ½"	65	103	155	75	5	4060	2
HLK-12SF-88-CC	3"	80	120	155	75	5	5560	2
HLK-12SF-114-CC	4"	100	154	155	75	5	9090	2

HAELOK® THERMO® Repair Fitting HLK-12SR



The HAELOK® THERMO® fitting, type „SR“ (Straight Repair) is used for a straight connection of two district heating pipes. The fitting can be moved over the whole pipe to carry out repairs. It is especially optimized for high pull-out forces, temperature load changes and for the use according to the current specifications of AGFW FW 449. The fitting consists of three fixed mounted components; a base body and two press rings.



ONLINE-INFO



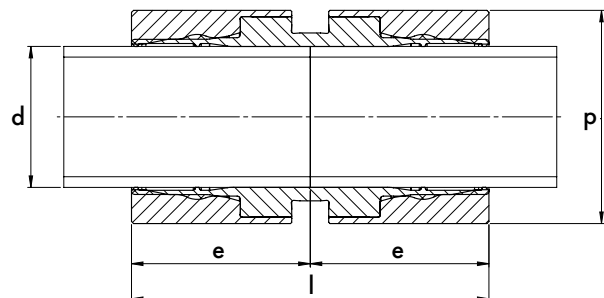
THERMO®



Technical data

- Temperature range from -20°C to + 300°C
- Operating pressure according to AGFW 2.5 MPa and higher
- Pipe diameter from DN15 - DN100
- Technical lifecycle at least 30 years
- Can be used for seamless and welded pipes according to EN 10216-1, EN 10216-2, EN 10217-1, EN 10217-2, EN 253
- Compliance with FW449 is defined in our current Declaration of Performance.
- For detailed information by size see pages 14/15

Scan the „ONLINE INFO“ QR code to always access the latest product data sheets, declarations of performance, and size charts.



C-Steel (CC) + galvanized

Article No.	d	DN	p	l	e	Weight (g)	PU (pcs.)
HLK-12SR-21-CC	½"	15	34	52	26	187	20
HLK-12SR-26-CC	¾"	20	39	52	26	223	20
HLK-12SR-33-CC	1"	25	52	87	43.5	770	20
HLK-12SR-42-CC	1 ¼"	32	61	87	43.5	941	10
HLK-12SR-48-CC	1 ½"	40	68	87	43.5	1108	10
HLK-12SR-60-CC	2"	50	81	87	43.5	1445	10
HLK-12SR-76-CC	2 ½"	65	103	155	77.5	4060	2
HLK-12SR-88-CC	3"	80	120	155	77.5	5560	2
HLK-12SR-114-CC	4"	100	154	155	77.5	9090	2

HAELOK® THERMO® End Cap HLK-12EC

The HAELOK® THERMO® fitting, type „EC“ (End Cap), is used as a district heating pipe closure. It is especially optimized for high pull-out forces, temperature changes and for use according to the current specifications of AGFW FW 449. The fitting consists of two fixed components; a base body and a press ring.



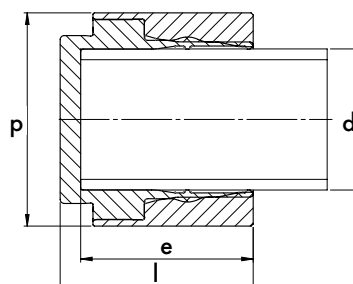
ONLINE-INFO



Technical data

- Temperature range from -20°C to + 300°C
- Operating pressure according to AGFW 2.5 MPa and higher
- Pipe diameter from DN15 - DN100
- Technical lifecycle at least 30 years
- Can be used for seamless and welded pipes according to EN 10216-1, EN 10216-2, EN 10217-1, EN 10217-2, EN 253
- Conforms to AGFW FW 449 up to DN80
- The properties of DN100 are summarized in our current Declaration of Performance
- For detailed information by size see pages 14/15

Scan the „ONLINE INFO“ QR code to always access the latest product data sheets, declarations of performance, and size charts.



C-Steel (CC) + galvanized

Article No.	d	DN	p	l	e	Weight (g)	PU (pcs.)
HLK-12EC-21-CC	½"	15	33	30	25	111	5
HLK-12EC-26-CC	¾"	20	39	30	25	139	5
HLK-12EC-33-CC	1"	25	52	47	42	432	5
HLK-12EC-42-CC	1 ¼"	32	61	47	42	538	5
HLK-12EC-48-CC	1 ½"	40	68	47	42	639	5
HLK-12EC-60-CC	2"	50	81	47	42	906	5
HLK-12EC-76-CC	2 ½"	65	103	88	76	2495	2
HLK-12EC-88-CC	3"	80	120	88	76	3505	2
HLK-12EC-114-CC	4"	100	136	88	76	5704	2

HAELOK® THERMO® Reducer HLK-12RE



The HAELOK® THERMO® fitting, type „RE“ (Reducer) is used for a straight connection of two district heating pipes with different diameters. It is specially optimized for high pull-out forces, temperature changes and for use according to the current specifications of AGFW FW 449. The fitting consists of three fixed components; a base body and two press rings of different sizes.



ONLINE-INFO

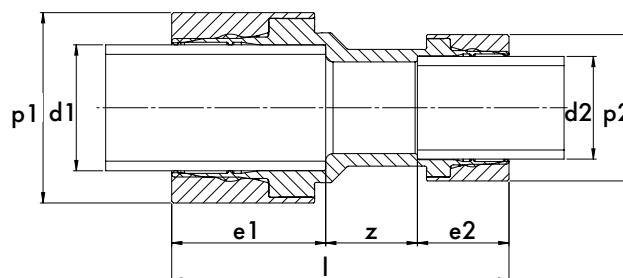


THERMO®

Technical data

- Temperature range from -20°C to + 300°C
- Operating pressure according to AGFW 2.5 MPa and higher
- Pipe diameter from DN15 - DN100
- Technical lifecycle at least 30 years
- Can be used for seamless and welded pipes according to EN 10216-1, EN 10216-2, EN 10217-1, EN 10217-2, EN 253
- Conforms to AGFW FW 449 up to DN80
- The properties of DN100 are summarized in our current Declaration of Performance
- For detailed information by size see pages 14/15

Scan the „ONLINE INFO“ QR code to always access the latest product data sheets, declarations of performance, and size charts.



C-Steel (CC) + galvanized

Article No.	d1	p1	e1	d2	p2	e2	l	z	Weight (g)	PU (pcs.)
HLK-12RE-26-21-CC	¾"	39	25	½"	34	25	58	8	220	5
HLK-12RE-33-26-CC	1"	52	42	¾"	39	25	92	25	564	5
HLK-12RE-33-21-CC	1"	52	42	½"	34	25	92	25	534	5
HLK-12RE-42-33-CC	1 ¼"	61	42	1"	52	42	100	16	933	5
HLK-12RE-42-26-CC	1 ¼"	61	42	¾"	39	25	92	25	667	5
HLK-12RE-48-42-CC	1 ½"	68	42	1 ¼"	61	42	100	16	1107	5
HLK-12RE-48-33-CC	1 ½"	68	42	1"	52	42	100	16	1036	5
HLK-12RE-60-33-CC	2"	81	42	1"	52	42	100	16	1243	5
HLK-12RE-76-60-CC	2 ½"	102	68	2"	81	42	137	28	2936	2
HLK-12RE-88-60-CC	3"	120	76	2"	81	42	137	30	3784	2

All reductions can be manufactured on request.

All figures in mm; others are specifically marked.
Subject to misprints and technical changes.

+41 43 501 45 50 | sales@haelok.com

Status of Product Information: 2024-12
For the most current version and additional details, please visit our website: www.haelok.com



Installation in a district heating network



Installation of connection lines



Installation within a building

**NEW
PRODUCT**

HAELOK® THERMO® Flange HLK-10FD



The HAELOK® fitting, type „FD“ (Flange), is a detachable connection to valves, pumps and tanks. We offer from stock PN40 flange connections according to DIN 2633, standard sizes range from DN 20 to DN 50. The flanges are supplied without gaskets and fasteners. The hole pattern also fits flanges of the PN16 and PN25 series.



ONLINE-INFO



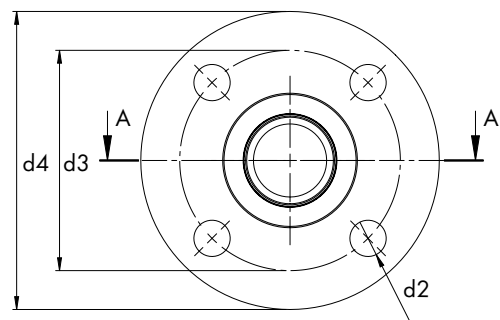
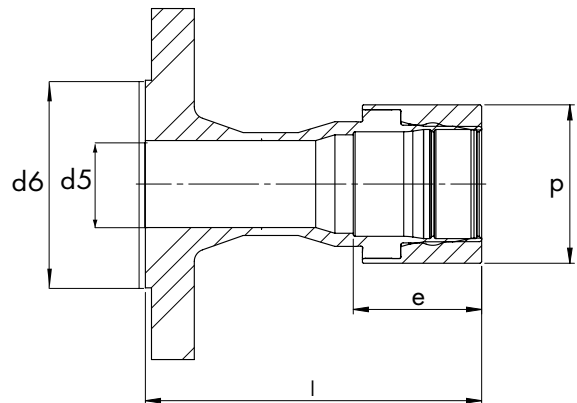
THERMO®



Technical data

- Temperature range from -20°C to + 300°C
- Operating pressure according to AGFW 2.5 MPa and higher
- Pipe diameter from DN 20 - DN 50
- Technical lifecycle at least 30 years
- Can be used for seamless and welded pipes according to EN 10216-1, EN 10216-2, EN 10217-1, EN 10217-2, EN 253
- According to AGFW FW 449
- Flange connection according to DIN 2633
- For detailed information by size see pages 14/15

Scan the „ONLINE INFO“ QR code to always access the latest product data sheets, declarations of performance, and size charts.



C-Steel (CC) + galvanized

Article No.	d	p	l	e	d2	d3	d4	d5	d6	Weight (g)	PU (pcs.)
HLK-12FD-PN40-26-CC	¾"	38,9	90	25	14	85	105	20,9	58	1174	2
HLK-12FD-PN40-33-CC	1"	51,9	112	42	14	85	115	28,5	68	1714	2
HLK-12FD-PN40-42-CC	1 ¼"	60,9	114	42	18	100	140	37,2	78	2363	2
HLK-12FD-PN40-48-CC	1 ½"	67,9	116	42	18	100	150	43,1	88	2693	2
HLK-12FD-PN40-60-CC	2"	81,9	119	42	18	100	165	54,5	105	3419	2

**NEW
PRODUCT**

HAELOK® THERMO® Bended Pipe HLK-12BP30/45/90

The pipes, type „BP“ (Bended Pipe), are available as 30°, 45°, and 90° bends. Bended pipes can be combined with all HAELOK® fittings



ONLINE-INFO

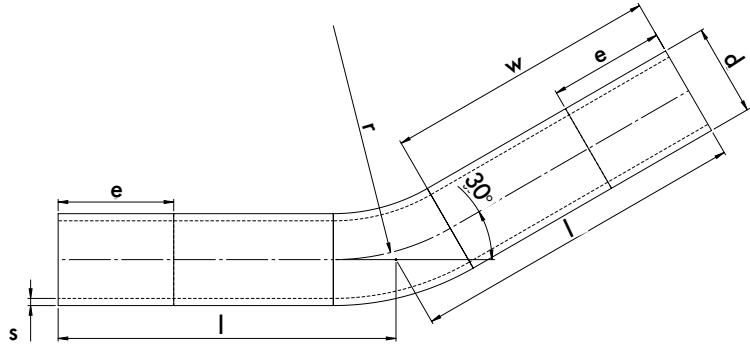


Technical data

- Temperature range from -20°C to + 300°C
- Pipe diameter from 33.4 to 60.3 mm (DN 25 - DN 50)
- Pipes according to EN ISO 10305, EN 10220, EN 10255, ASTM A213, EN 10216-1, EN 10216-2, EN 10217-1, EN 10217-2

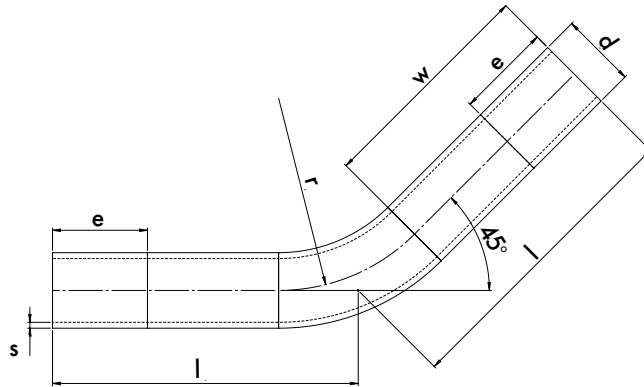


The BENT PIPE 90° can be supplied in the sizes, radii, and wall thicknesses you require, with or without fittings.



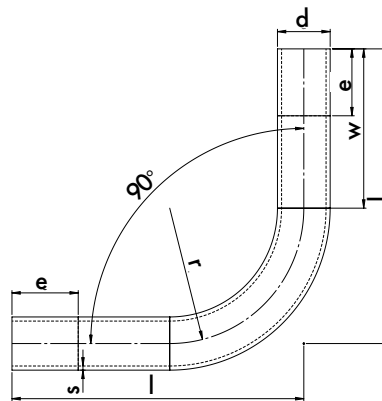
C-Steel (CC) / (angle of 30°)

Article No.	d	d (mm)	s	r	e	w	l	Weight (g)	PU (pcs.)
HLK-12BP30-33-C	1	33.4	2.6	85	42	100	122.8	493	1
HLK-12BP30-42-C	1 ¼"	42.4	3.2	85	42	100	122.8	752	1
HLK-12BP30-48-C	1 ½"	48.3	3.2	100	42	100	126.8	893	1
HLK-12BP30-60-C	2	60.3	3.6	100	42	100	126.8	1263	1



C-Steel (CC) / (angle of 45°)


Article No.	d	d (mm)	s	r	e	w	l	Weight (g)	PU (pcs.)
HLK-12BP45-33-C	1	33.4	2.6	85	42	100	135.2	537	1
HLK-12BP45-42-C	1 ¼"	42.4	3.2	85	42	100	135.2	841	1
HLK-12BP45-48-C	1 ½"	48.3	3.2	100	42	100	141.4	1010	1
HLK-12BP45-60-C	2	60.3	3.6	100	42	100	141.4	1429	1



C-Steel (CC) / (angle of 90°)

Article No.	d	d (mm)	s	r	e	w	l	Weight (g)	PU (pcs.)
HLK-12BP90-33-C	1	33.4	2.6	85	42	100	185	672	1
HLK-12BP90-42-C	1 ¼"	42.4	3.2	85	42	100	185	1052	1
HLK-12BP90-48-C	1 ½"	48.3	3.2	100	42	100	200	1296	1
HLK-12BP90-60-C	2	60.3	3.6	100	42	100	200	1832	1





HAELOK® TUBE. MATERIAL STAINLESS STEEL (XX).

The HAELOK®- TUBE XX comprises different types of high performance press fittings.

The unique tube connection system, without welding and without the use of elastomeric seals, guarantees a hermetic seal for tube diameters of ¼" to 2".

The system is specifically designed for use under vibration, high pressure and high temperature, such as in the engine rooms of ships or in elevator systems of skyscrapers.

In summary, the HAELOK® system is suitable for almost all industrial applications, different tube diameters, materials, pressures and temperature ranges as well as fluids and gases.

HAELOK®. EFFICIENT, EASY & FAST.

Material Stainless Steel XX:

Enclosure: Stainless Steel (XX) 1.4404 (AISI 316L)

Press ring: Stainless Steel (XX) 1.4404 (AISI 316L)

HAELOK® TUBE Straight Fitting HLK-21 SF



The HAELOK® fitting, type „SF“ (Straight Fitting), is used for a straight connection of two tubes.
The fitting consists of a total of three completely assembled components; a base body and two press rings.

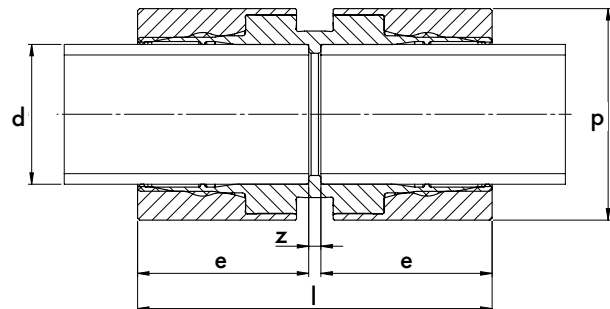


ONLINE-INFO



Technical data

- Temperature range from -196°C to + 400°C
- Nominal pressure up to 1140 bar
- Vibration and fire resistant
- Can be used for seamless and welded pipes according to EN ISO 10217-7, EN 10216-5, EN ISO 1127, A268, A269
- Pipe diameter from $\varnothing 1/4'' - \varnothing 2''$ mm
- Certified acc. to DNV, Bureau Veritas
- Compliant with DGRL until Category III (application-specific)
- Konform mit ASME B31.1 & B31.3



Stainless steel (XX)

Article No.	d	mm	p	l	e	z	Weight (g)	PU (pcs.)
HLK-21 SF-T14-XX	1/4"	6.35	18	37	17	3	54	10
HLK-21 SF-T38-XX	3/8"	9.52	22	37	17	3	76	10
HLK-21 SF-T12-XX	1/2"	12.7	22	37	17	3	59	10
HLK-21 SF-T34-XX	3/4"	19.05	32	52	25	2	191	10
HLK-21 SF-T1-XX	1"	25.4	39	52	25	2	346	10
HLK-21 SF-T112-XX	1 1/2"	38.1	55	87	42	3	759	10
HLK-21 SF-T2-XX	2"	50.8	74	87	42	3	1394	10

Availability and other dimensions on request.

HAELOK® TUBE Fitting Thread External (NPT) HLK- 21TE

The HAELOK® fitting, type „TE“ (Thread External) is used to connect pumps or valves. In general the thread is manufactured according to type „B“ with sealing edge. The fitting consists of two completely assembled components; a base body and a press ring.

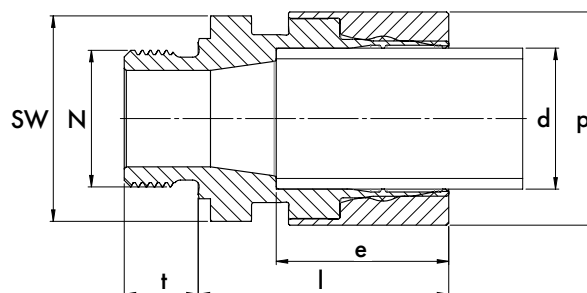


ONLINE-INFO



i **Technical data**

- Temperature range from -196°C to + 400°C
- Nominal pressure up to 1140 bar
- Vibration and fire resistant
- NPT thread
- Can be used for seamless and welded pipes according to EN ISO 10217-7, EN 10216-5, EN ISO 1127, A268, A269
- Pipe diameter from $\varnothing 1/4'' - \varnothing 1''$ mm
- Certified acc. to DNV, Bureau Veritas
- Compliant with DGRL until Category III (application-specific)
- Konform mit ASME B31.1 & B31.3



Stainless steel (XX)

Article No.	d	mm	N	p	l	e	t	SW	Weight (g)	PU (pcs.)
HLK-21TE-T14-N14-XX	1/4"	6.35	1/4"	18	51	17	16	27	66	5
HLK-21TE-T38-N38-XX	3/8"	9.52	3/8"	22	51	17	16	27	99	5
HLK-21TE-T12-N12-XX	1/2"	12.7	1/2"	22	61	17	18	32	174	5
HLK-21TE-T34-N34-XX	3/4"	19.05	3/4"	32	62	25	18	41	272	5
HLK-21TE-T1-N1-XX	1"	25.4	1"	39	90	25	22	50	614	5

Availability and other dimensions on request.

HAELOK® TUBE Elbow 90° HLK-21L90



The HAELOK® fitting, type „L90“ (Elbow), is used for a connection between two tubes at an angle of 90°. The fitting consists of a total of three permanently mounted components; a base body and two press rings. Special designs with unequal outlets are possible.

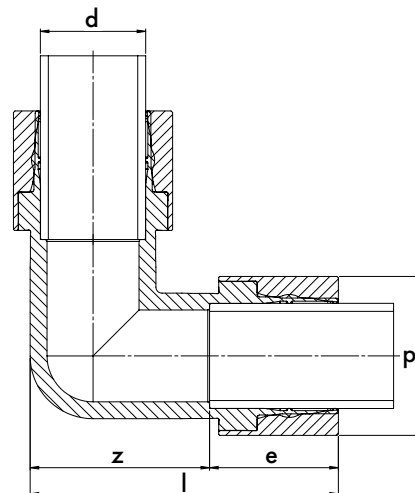


ONLINE-INFO



Technical data

- Temperature range from -196°C to + 400°C
- Nominal pressure up to 1140 bar
- Vibration and fire resistant
- Can be used for seamless and welded pipes according to EN ISO 10217-7, EN 10216-5, EN ISO 1127, A268, A269
- Pipe diameter from $\varnothing 1/2'' - \varnothing 1''$ mm
- Certified acc. to DNV, Bureau Veritas
- Compliant with DGRL until Category III (application-specific)
- Konform mit ASME B31.1 & B31.3



Stainless steel (XX)

Article No.	d	mm	p	l	e	z	Weight (g)	PU (pcs.)
HLK-21L90-T12-XX	1/2"	12.7	22	58	17	41	122	5
HLK-21L90-T34-XX	3/4"	19.05	32	77	25	52	373	5
HLK-21L90-T1-XX	1"	25.4	39	81	25	56	605	5

Availability and other dimensions on request.

HAELOK® TUBE Union Tee HLK-21T3



The HAELOK® fitting, type „T3“ (Equal-T), is used as a connection between three tubes.
The fitting consists of a total of four fully assembled components; a base body and three press rings.
Special designs with unequal outlets (TR/T-reduced) are possible.

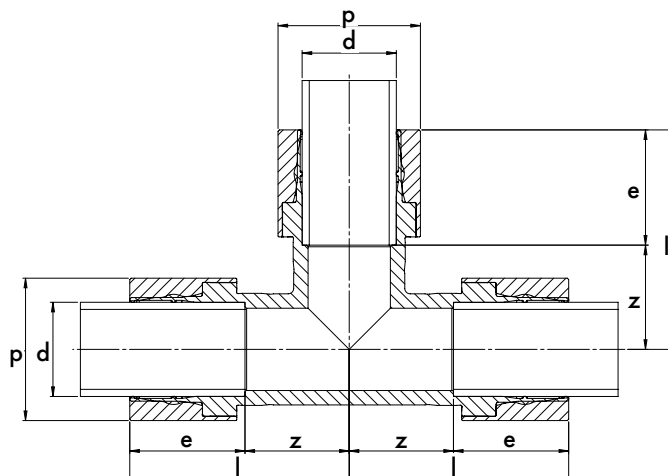


ONLINE-INFO



Technical data


- Temperature range from -196°C to + 400°C
- Nominal pressure up to 1140 bar
- Vibration and fire resistant
- Can be used for seamless and welded pipes according to EN ISO 10217-7, EN 10216-5, EN ISO 1127, A268, A269
- Pipe diameter from $\varnothing 1/2'' - \varnothing 1''$ mm
- Certified acc. to DNV, Bureau Veritas
- Compliant with DGRL until Category III (application-specific)
- Compliant with ASME B31.1 & B31.3



Stainless steel (XX)

Article No.	d	mm	p	l	e	z	Weight (g)	PU (pcs.)
HLK-21T3-T12-XX	1/2"	12.7	22	50	17	33	177	5
HLK-21T3-T34-XX	3/4"	19.05	32	65	25	40	565	5
HLK-21T3-T1-XX	1"	25.4	39	65	25	40	714	5

Availability and other dimensions on request.



HAELOK® SPECIAL PRODUCTIONS.

For the special requirements of our customers, HAELOK® can manufacture custom-made products.

With competent in-house engineering and flexible manufacturing facilities, HAELOK® is capable of delivering tailored solutions at any time. Whether it's a specific thread, reducer, or special angles and tees, HAELOK® can produce these in various materials and to the desired quality standards.

We also produce fittings from special steels for low-temperature systems or from special alloys for demanding environments.

Just contact us with your requirements.

HAELOK®
ALWAYS FITTING PERFECTLY.

HAELOK® Special productions

Due to a large machine park and the high production depth HAELOK® can produce customer-specific special designs as single pieces, prototypes or customized solutions in addition to the standard fittings.

Besides the standard range HAELOK® also offers customer-specific special designs. In close cooperation with the HAELOK® partners, standard parts are adapted to customer-specific requirements or completely new fitting

solutions are developed and manufactured. Our own development department, design and production is always available to advise and support the ideas and requirements of our customers and partners.

HAELOK®
INNOVATION.
PRECISION. QUALITY.



i **HAELOK® HLK-BP**
Bent pipes according to specification e.g. 45°.



i **HAELOK® HLK-F_**
Special flanges according to your specifications.



i **HAELOK® HLK-LD**
Elbow with DKO 24° connection.



i **HAELOK® HLK-RE**
Special reduction for connecting old pipes (57mm) with current pipes.



i **HAELOK® HLK-TE**
Connection with male thread to NPT standards.



i **HAELOK® HLK-TI**
HAELOK® connections with female thread to metric fine thread.



i **HAELOK® HLK-TR**
Reduced Union Tees.



HAELOK® TOOLS. INLAYS. ACCESSOIRES.

In addition to the standard range of fittings, HAELOK® also offers the specially developed and designed press tools in four different sizes.

The customer thus receives the complete HAELOK® system from one source and directly from the manufacturers stock.

By means of exchangeable inserts (hardened tool steel) in different sizes, the HAELOK® pressing tools can be used quickly and easily without any effort. Well packed and convenient to transport by means of the stable tool cases and suitable additional equipment in all sizes.

HAELOK® invests a lot of time and effort in development and enhancement of its own pressing tools in order to adapt them consistently to the new requirements of the markets.

HAELOK®. ALL FROM ONE SOURCE.



Important and good to know:
HAELOK® acts as a tool partner for its customers, coordinating and prioritizing maintenance with the manufacturer. Learn more on our service page.



www.haelok.com/en/service/

HAELOK® Press Tool PT 0613



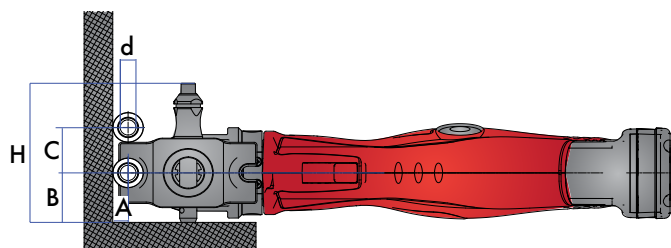
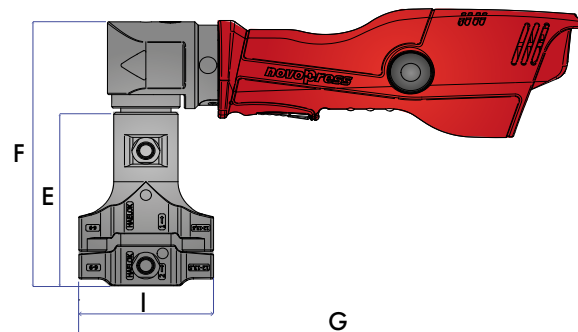
The press tool consists of a hard anodised housing and a maintenance-free closing mechanism. The battery-powered hydraulic unit is state-of-the-art and guarantees a perfect and carefree installation in any situation. By simply turning the horns, the press tool can cover Pipe outer diameter from 6.35 to 13.5 mm. All HAELOK® press tools are tested and CE-conform.



i Technical data

- For pipe outer diameter from 6.35 - 13.5 mm
- 3.6 kg in weight
- Long service intervals - therefore low maintenance and Repair costs
- CE conformity and TÜV certification
- Delivery in handy case Including carrying strap, charging station, and two lithium-ion batteries 18V/3.0 Ah

Each tool can be rented and financed.



Press Tool Set PT 0613

Set includes: press tool, hydraulic unit, two batteries incl. charger, transport case

Article No.	d	A	B	C	E	F	G	H	I	Press time (ø,sec)	Weight (g)	PU (pcs.)
HLK-61PT-0613	6-13	7	40	28-32	129.8	197.5	358.5	112	96.5	5-10	3600	1

HAELOK® Press Tool PT 1228



The press tool consists of a hard anodised housing and a maintenance-free closing mechanism. The battery-operated hydraulic unit is state-of-the-art and guarantees a perfect and safe operation. Carefree installation in any situation. By simply changing the tool inserts, the press tool can cover Pipe outer diameter from 12 to 28 mm. All HAELOK®- press tools are tested and CE-conform.



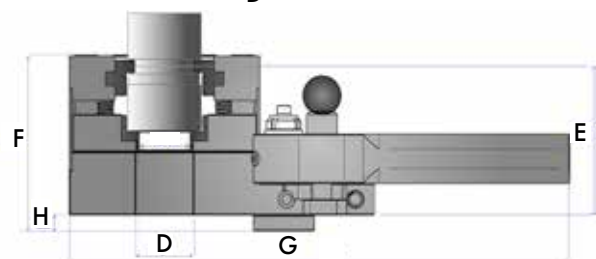
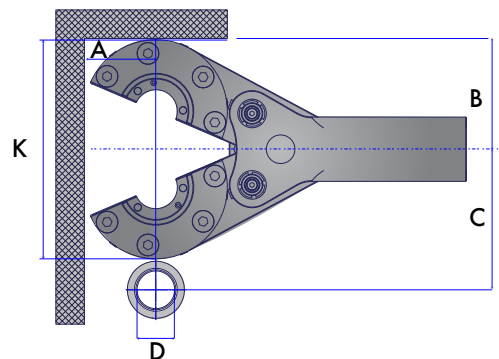
ONLINE-INFO



i Technical data

- For pipe outer diameter from 12 - 28 mm
- 6.5 kg in weight
- Long service intervals - therefore low maintenance and Repair costs
- CE conformity and TÜV certification
- Delivery in handy case Including carrying strap, charging station, and two lithium-ion batteries 18V/3.0 Ah

Each tool can be rented and financed.



Press Tool Set PT1228

Set includes: press tool, hydraulic unit, two batteries incl. charger, transport case

Article No.	d	A	B	C	E	H	F	G	D	K	K (closed tool)	Press Time (\varnothing ,sec)	Weight (g)	PU (pcs.)
HLK-61PT-1228	12-28	67	100	114-124	75.25	8	89	262.5	30	153.2	134	12-15	6800	1

HAELOK® Press Tool PT 3060

The press tool consists of a hard anodized housing and a maintenance-free closing mechanism, and the battery-powered hydraulic unit is state-of-the-art and guarantees a perfect and carefree installation in any situation. By simply changing the tool inserts, the press tool can cover Pipe outer diameter from 30 to 60.3 mm. All HAELOK® press tools are CE-conform.



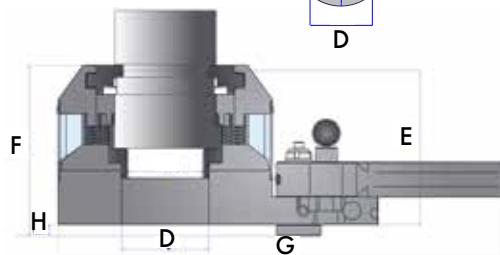
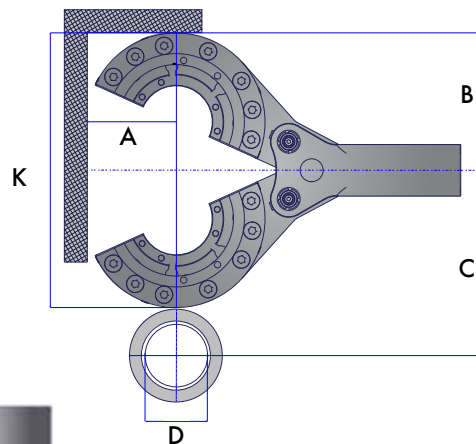
ONLINE-INFO



i Technical data

- For pipe outer diameter from 30 - 60.3 mm
- 8 kg in weight
- Long service intervals - therefore low maintenance and Repair costs
- CE conformity and TÜV certification
- Delivery in handy case Including carrying strap, charging station, and two lithium-ion batteries 18V/3.0 Ah

Each tool can be rented and financed.



Press Tool Set PT3060

Set includes: press tool, hydraulic unit, two batteries incl. charger, transport case

Article No.	d	A	B	C	E	H	F	G	D	K	K (closed tool)	Press time (ø,sec)	Weight (g)	VE (Stk.)
HLK-61PT-3060	30-60	80	110	140-150	110.75	8	128	324	63	240	160	16-20	8000	1

HAELOK® Press Tool PT 76114

The press tool consists of a hard anodised housing and a maintenance-free closing mechanism. The mains-operated hydraulic unit is state of the art and guarantees a perfect and carefree installation in every situation. By simply changing the tool inserts, the press tool can cover Pipe outer diameter from 76 to 114 mm. All HAELOK®- pressing tools are CE-conform.

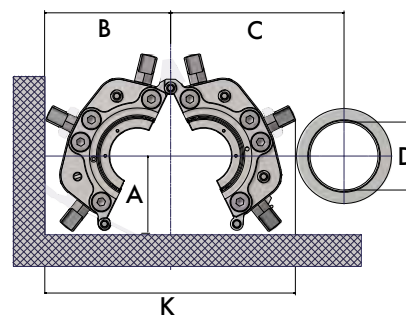
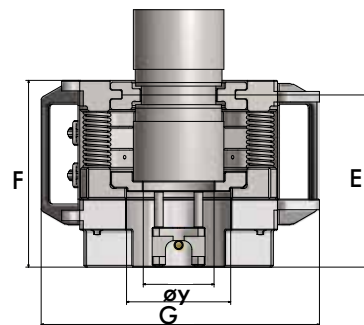


ONLINE-INFO



i Technical data

- For pipe outer diameter from 76 - 114 mm
 - 32 kg in weight
 - Long service intervals - therefore low maintenance and Repair costs
 - CE conformity and TÜV certification
 - Delivery in 4 handy cases
- Each tool can be rented and financed.



Press Tool Set PS76114

Set includes: press tool with 2m hydraulic hose (per side), 1x hydraulic hose 5m with distribution block, inlays (76 | 88 | 114), case

Article No.	d	A	B	C	D	F	G	øy	K	K (closed tool)	Press time (ø,sec)	Weight (kg)	VE (Stk.)
HLK-61PS-76114	76-114	137	223	192-209	195	211.5	315.2	117.95	425	321	20-30	32	1

HAELOK® Tool inlays HLK-61 PI

Tool inserts are available for the press tools PT1228, PT3060 & PT76114 for pipe outer diameter from 12 mm to 114.3 mm. Thus, a wide range of applications can be covered with only one tool.
The HAELOK® tool inlays are made of hardened steel and magnetically held in the tool.

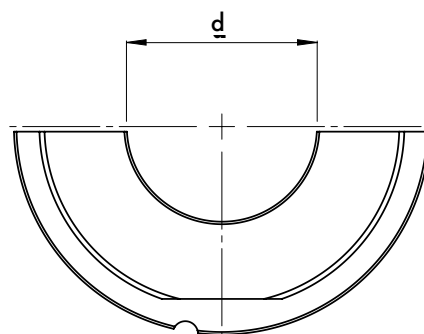


ONLINE-INFO



Technical data

- pipe outer diameter from 12 - 114 mm
- CE-conform and TÜV-certified
- Hardened material
- Magnetic for press tools



Inlays for Press Tool PT1228

Tool inserts for fitting sizes \varnothing 12 mm to 28 mm are available for the press tool PT1228.

Article No.	for fitting size:	DN	d	PU (pcs.)
HLK-61 PI-1213	12		16.5	Set
HLK-61 PI-1516	15,16		20.5	Set
HLK-61 PI-1718	17,18	10	22.5	Set
HLK-61 PI-20	20		24.5	Set
HLK-61 PI-2122	21,22	15	26.5	Set
HLK-61 PI-25	25		29.5	Set
HLK-61 PI-26	26	20	31.5	Set
HLK-61 PI-28	28		32.5	Set

Inlays for Press Tool PT3060

Tool inserts are available for the press tool PT3060 for pipe outer diameter from 30 - 60 mm.

Article No.	for fitting size:	DN	d	PU (pcs.)
HLK-61 PI-30	30		37.5	Set
HLK-61 PI-33	33	25	41.5	Set
HLK-61 PI-35	35		42.5	Set
HLK-61 PI-38	38		45.5	Set
HLK-61 PI-42	42	32	49.5	Set
HLK-61 PI-48	48	40	55.5	Set
HLK-61 PI-60	60	50	68	Set

Inlays for Press Tool PT76114

For the press tool PT76114, tool inserts for pipe outer diameter from 76 - 114 mm are included with the tool.

Article No.	for fitting size:	DN	d	PU (pcs.)
HLK-61 PI-76	76	65	85	Set
HLK-61 PI-88	88	80	99.2	Set
HLK-61 PI-114	114	100	128.5	Set

Please order the corresponding tool inserts separately (except PT76114): One insert (apart PI-114) consists of four parts and can easily be stored in the transport case.

Inches and metric fittings require specific press tools and corresponding inserts for proper installation.

For fittings HLK-10 and HLK-12, please contact us regarding HLK-12 fittings.

Pipe Outer Diameter	DN	Fitting Size	Presstool PT 0613 6 - 13 mm	Presstool PT 1228 12 - 28 mm Inlay 4er Set	Presstool PT 3060 30 - 60 mm Inlay set of 4	Presstool PT 76114 76 - 114 mm Inlay
10	6	10	HLK-61 PT-0613			
12		12	HLK-61 PT-0613	HLK-61 PI-1213		
1/4"	8	13	HLK-61 PT-0613	HLK-61 PI-1213		
15		15		HLK-61 PI-1516		
16		16		HLK-61 PI-1516		
3/8"	10	17		HLK-61 PI-1718		
18		18		HLK-61 PI-1718		
20		20		HLK-61 PI-20		
1/2"	15	21		HLK-61 PI-2122		
22		22		HLK-61 PI-2122		
25		25		HLK-61 PI-25		
3/4"	20	26		HLK-61 PI-26		
28		28		HLK-61 PI-28		
30		30			HLK-61 PI-30	
1"	25	33			HLK-61 PI-33	
35		35			HLK-61 PI-35	
38		38			HLK-61 PI-38	
1 1/4"	32	42			HLK-61 PI-42	
1 1/2"	40	48			HLK-61 PI-48	
2"	50	60			HLK-61 PI-60	
2 1/2"	65	76				HLK-61 PI-76
3"	80	88				HLK-61 PI-88
4"	100	114				HLK-61 PI-114

All figures in mm; others are specifically marked. Subject to misprints and technical changes.

Status of Product Information: 2023-07 For the most current version and additional details, please visit our website: www.haelok.com

HAELOK® Accessoires



In addition to the HAELOK® tool inserts for the press tools PT 0613, PT 1228, PT3060 & PT76114 we also offer tool box, batteries, hydraulic units, high pressure hose and for the installation of the HAELOK® fittings a marking tool.



ONLINE-INFO



Transport case for Press Tools

Product	Article No.	Length	Width	Depth	Weight (g)	PU (Pcs.)
Transport case for PT0613	HLK-61PC-0613	446	313	110	1490	1
Transport case for PT1228	HLK-61PC-1228	571	393	160	3080	1
Transport case for PT3060	HLK-61PC-3060	571	393	160	3080	1
Transport case for PT76114 (Tool)	HLK-61PC-76114-1	575	470	205	2000	1
Transport case for PT76114 (Accessoires)	HLK-61PC-76114-2	575	470	270	2000	1

Battery charger/Charger

Product	Article No.	PU (pcs.)
Battery charger 12 V1,5Ah-Li-ion	HLK-61BA-15	1
Battery charger 12 V3,0Ah-Li-ion	HLK-61BA-30	1
Battery charger 230 V	HLK-61BA-CH-EU	1

Marking Tool

Product	Article No.	PU (pcs.)
Marking Tool 10 - 60.3 mm	HLK-61MA-0660	1
Marking Tool 76 - 114.3 mm	HLK-61MA-76114	1

Hydraulic unit HA11

Product	Article No.	Length	Width	Depth	Weight (g)	PU (pcs.)
Hydraulic unit	HLK-61PC-230-V02	420	425	260	26700	1

i

Technical Details

Hydraulics:
 Operating pressure: 700bar max
 Low pressure output: 4.0 l/min
 High pressure output: 0.34 l/min
 Oil volume (usable): 4.0 l
 Tank volume: 5.0 l

Elektric motor:
 Supply voltage: 230V/50Hz
 Engine power: 0,37kW
 Motor current: 3.7A

High pressure hose DN06

Product	Article No.	Length	Operating Pressure	Connector	PU (pcs.)
PH H5	HLK-61PH-H5-01	5m	700 bar	flat sealing plug connection and plug 700bar IGN ¼" with protection caps	1

**All tools can be rented
and financed!**

For more information please contact sales@haelok.com.



HAELOK® INSTALLATION GUIDE

HAELOK® offers a system for making quick, leak-free pipe connections can be made quickly.

The correct installation is important. The pipe connection must be able to withstand heavy loads, pressures, vibrations and temperature fluctuations. This is achieved by carefully observing the combination of specified pipes, HAELOK® fittings and pressing tools.

Guarantee with trained staff the functional safety according to the assembly instructions and always receive the constant high quality suitable for the press connection.

HAELOK®. SIMPLE. PRACTICAL. CLEAN.



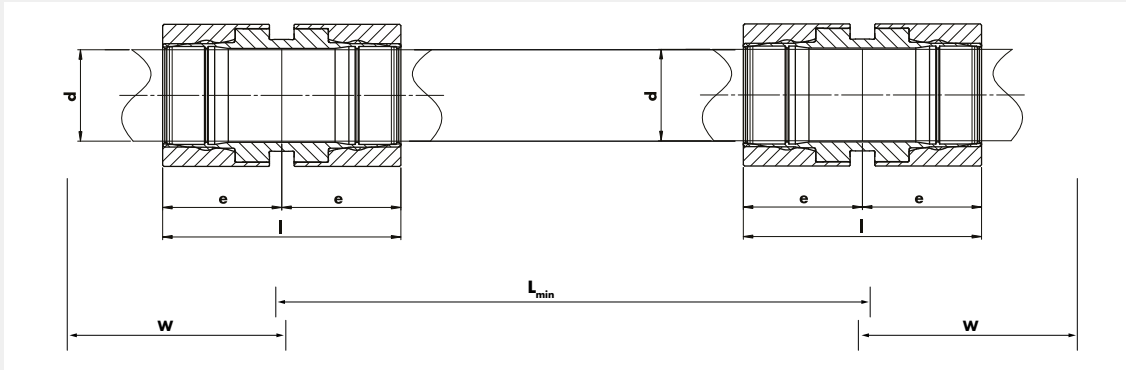
HAELOK® HANDBOOK

HAELOK® prioritizes quality, extending beyond the manufacture of fittings. It is our commitment to provide all users with a solid introduction to the world of HAELOK AG connections. We conduct personalized on-site training for your employees, and each participant receives their own handbook upon completion of the training.

HAELOK®. TRAINED. COMPETENT.

HAELOK® INSTALLATION DETAILS.

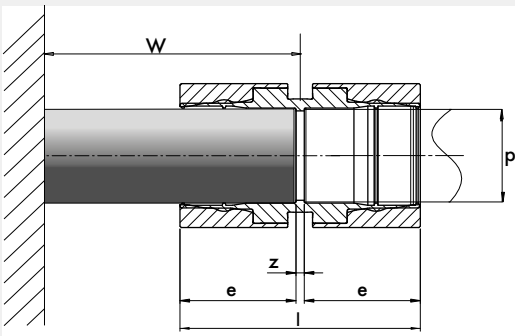
Minimum tube length for repair applications (L_{min})



Press Tool	L_{min}^*	W	l	e
PT0613	60	200	37	18.5
PT1228	116	90	52	26
PT3060	174	130	87	43.5
PT 76114	290	200	155	75.5

* L_{min} = Width of the tool before pressing

Minimum installation length for the tool (W)



Press Tool	W	l pressed	l unpressed	e	z
PT0613	200	37	46	17	3
PT1228	90	52	61	25	2
PT3060	130	87	107	42	3
PT 76114	200	155	195.5	75.5	4

*W= minimum distance of the tool from a wall

HAELOK®

APPLICATION STEPS.



1. Measure

Check pipe dimension and wall thickness and compare your values with our tolerance page 14-17 of this catalog. If you have any questions, please feel free to contact us.



2. Cutting to length

Cut the pipe perpendicular (tolerance $\pm 5^\circ$).
If you use a preinsulated pipe, strip the insulated cover.



3. Deburring and grinding

Clean the cutted pipe ends inside and outside. Use sandpaper to remove loose rust, scratches and dirt. Do not use a grinder! Grind the pipe surface in the pressing area to bare metal using a pipe belt sander. Finish the grinding with a grit of at least P120 or finer.



4. Mark

Use the HAELOK® marking tool to mark the fitting position (3 marks).
If you do not have the tool on hand, you can also mark the end of the unpressed fitting so that you have a control point for a successful pressing.



5. Insert

Insert the pipe up to the inner stop of the fitting. Make sure that the insertion depth is correct.



6. Apply

Put the press tool in place, making sure that the insert of the pressing tool fits into the groove of the fitting. Close the tool until it locks. 3rd mark is at the tool edge.



7. Press

Now you only need to press and hold the press button on the hydraulic unit. The process stops automatically once the fitting is pressed.



Ready! Make another visual inspection based on your marking. The press ring is in line with the body of the fitting. Your HAELOK® connection is ready and tight.



Remember: Fittings must be installed without torsion and stress during installation. Only trained and instructed personal are allowed to work with HAELOK® machines.



NO HIGHLY QUALIFIED PERSONNEL REQUIRED

Means lower training and deployment costs and expedited order processing.



TRAINING IN THEORY AND PRACTICE

Leads to reduced injury risk and 80% faster installation time.



ON-SITE USER SUPPORT

Reduces effort while maintaining quality.

HAELOK® TRAINING AND USER SUPPORT

The HAELOK® system is the solution for starting and implementing projects without the need for weeks of training. We provide expert training, covering both theory and practice, for your entire team, partners, and/or customers. We place special emphasis on the initial application of the HAELOK® system and are happy to assist with the corresponding installations.

The HAELOK® training and user support concept promises added value through application safety and practical tips from our professionals.

Trained personnel are essential, as the user-friendly press tools ensure a secure and leak-proof connection within a minute.

**HAELOK®.
SIMPLE. TRAINED. COMPETENT.**





ON-SITE TRAINING - NO MATTER WHERE YOUR TEAM IS LOCATED.


Our experts travel to your location with the necessary equipment: whether it's for an introduction to the HAELOK® system in your company premises or for the initial application directly on the construction site.



NON-BINDING INTRODUCTION AT A HAELOK® WEBINAR

Experience how the simple, permanent, and maintenance-free HAELOK® press connection system sustainably accelerates pipeline construction with optimal personnel deployment.

Join one of our webinars!
All information can be found on our website.



HAELOK® PERSONALLY BEFORE, DURING AND AFTER THE INSTALLATION

HAELOK® places great importance on personal contact and feedback from users and implementers of our system. That's why we provide comprehensive training for your team, covering both theory and practice. A key focus is on the application and handling of the system, including clear instructions and the use of equipment such as press tools.

Training sessions can be conducted on-site at your location, minimizing disruption to your team's duties. This approach saves time and costs. Ask for conditions and costs that apply.

Upon completion, participants undergo theoretical and practical assessments. The certification is valid for 3 years and costs 114.90 EUR per person, making it highly affordable compared to other professional training programs.



PERSONALLY TRAINED AND CERTIFIED

HAELOK® prioritizes quality. Each participant receives their personal certificate upon completion of the training.

HAELOK® CONTACT INFORMATIONS.



OUR ADDRESS

HAELOK AG
Rütistrasse 26 | 8952 Schlieren
Switzerland

The goods are dispatched by our own warehouse in southern Germany.



OUR SERVICE

Our international team is at your disposal for any questions or concerns.

+41 43 501 45 50
sales@haelok.com



OUR WEBSITE



All about the HAELOK® system and the company HAELOK AG.

www.haelok.com



SOCIAL MEDIA



Follow us and stay informed in the world of HAELOK®.

https://linkedin.com/company/haelok



NEWSLETTER



Stay updated with all the news about products, services, promotions, and events in the world of HAELOK®.

www.haelok.com/newsletter



HAELOK . DEVELOPER.
INNOVATOR. TRENDSETTER.



HAELOK AG

Rütistrasse 26 | 8952 Schlieren | Switzerland

+41 43 501 4550

sales@haelok.com

www.haelok.com

**AN INNOVATIVE COMPANY.
A STRONG BRAND. HAELOK®.**



Impressum

HAELOK AG Complete catalogue valid from 16.07.2024, English Version Order code: HLK-90-HK-E20-01
Publisher and responsible for the content: HAELOK AG, Rütistrasse 26, 8952 Schlieren, Switzerland, +41 43 501 4550, sales@haelok.com
Technical changes and availability are subject to change. Our terms and conditions of sale apply (available on our website: www.haelok.com).

www.haelok.com